



 *Crown Findings*

CROWN FINDINGS CO., INC. | 44 WEST 47TH ST. | NEW YORK, NY 10036-2826
PHONE: 212-764-6470 | TOLL FREE: 800-782-2012 | FAX: 212-764-6493

EASY ORDERING

Orders may be placed by phone during regular business hours:

Monday thru Friday 9:00 a.m. to 5:00 p.m.

212-764-6470 800-782-2012 (toll free)

Orders may also be placed on our 24 hour fax lines:

212-764-6493 800-222-6493 (toll free)

You can also visit us on the web:



www.crownfindings.com
orders@crownfindings.com

You may register on our web page.

Please remember to include the following when placing orders:

- Company name
- Name of the person ordering
- Current Location
- Area code and phone number
- Order Details/Description
 - Quantity (pieces or length)
 - Crown Findings part number
 - Stone size (carat or mm)
 - Metal (14kt - Y, W or P, 18kt, Plat, etc.)
 - Verbal description (if necessary)
 - Shipping Instructions (UPS, FedEx, etc.)

Following this simple format will help us expedite the selection and shipping of your requirements.

RETURNS

Returns of defective merchandise will be accepted within 30 days of invoice date if accompanied with a copy of the invoice (or, invoice number and date). Special order merchandise, cut chain, beads, rondelles, wire, solder and used or damaged merchandise are not returnable.

SHIPMENTS

Orders received by 2:00 PM are usually shipped the same day or within 24 hours. Items not in stock (or in quantity ordered) will be back ordered. We will contact you upon future receipt and ship immediately if the merchandise is still required.

Minimum for shipment is \$25.00.

Shipping charges (which include postage, insurance and handling) are additional.

We reserve the right to withhold shipment on any past due accounts.

Packages can be prepaid by credit card.

TERMS

Our terms are net 30 days.

New accounts with a JBT rating of 1 or 2 can receive an initial order up to \$500 in value on an open account basis. Subsequent orders will be pending the receipt and acceptance of a formal credit application.

CREDIT CARDS

We accept MasterCard, Visa and American Express



Please provide us the name as it appears on the card & the billing address.

DISCOUNTS

Quantity discounts, per piece, of a single given item or size are as follows:

6 pieces	5%
72 pieces	10%
250 pieces	15%

Certain items excluded, i.e. Mill Products, Solders and certain Castings & Discs

AFFILIATIONS

Professional Affiliations:

- M.J.S.A.
- A.J.A. - Armenian JIrs. Assoc.
- J.B.T.
- Consolidated JIrs. of America

Crown Findings



Crown Findings thanks all of our loyal customers for their continued support and extends a warm welcome to our newest ones. Since 1983, Crown Findings has been providing the jewelry industry with competitive pricing, quality items and unmatched service and integrity.

In our new location, the sleek, IGT Building at 44 W. 47th Street, GF12, New York City, we continue to expand our extensive product line reflecting the latest market trends to our customers.

We are pleased to present our latest catalog, with over 18,000 items. If you do not find what you are looking for in this catalog, need help with your order, or just have a question, feel free to contact our helpful staff for further assistance.

Our customer service is available to answer any of your questions Monday through Friday from 9am-5pm EST. You may also visit us anytime on the web at www.crownfindings.com to view our items. We know how vital every sale is to our customers and that's why Crown's experienced and professional staff takes personal pride in providing you with excellent customer service.

Sincerely,

Berc Gokberk
President
Crown Findings Co., Inc.

TABLE OF CONTENTS



DISCS

Round Discs-Oval.....	3
Profiles.....	4
Blanks, Heart.....	4



SETTINGS

3 & 4 Prong Round.....	5
6 Prong Round & Oval Settings.....	6
Pear Shape.....	6-7
Marquise Shape.....	7
Emerald Cut Shape.....	8
Square Shape.....	8
Heart Shape.....	8
Triangle Shape.....	8
Baguette.....	9
Straight & Tapered.....	
Illusion Settings & Illusion Tops.....	9
Illusion Plates.....	9
Clusters.....	9-10
Round Bezels.....	10
Strips.....	10
All Other Bezel Shapes.....	11
Watch Battery Price List.....	11



EARRINGS

Earring Nuts & Posts Friction.....	12
Earring Nuts Threaded.....	12
Earring Posts Threaded.....	12
Pressure Backs.....	12
Pearl Earrings.....	13
Ball Earrings.....	13
Bezel Earrings.....	13
3, 4, 6, 8 Prong Round.....	13-14
Cluster Round.....	14
Channel Round.....	14
Oval.....	14
Pear Shape.....	14
Channel Pear Shape.....	14
Channel Emerald Cut.....	14
Emerald Cut Shape.....	14
Square Shape.....	14
Square Threaded Post.....	14
Triangle Shape.....	14
Heart Shape.....	15
Marquise Shape.....	15
Wires.....	15
Kidney, Top & Shepherd.....	
Lever Backs.....	15-16



EARRINGS (Cont.)

Cast Pads for Ear Clips.....	16
Clip Backs.....	16
Omega Clips.....	16-17
Cushions for Omegas.....	17
French Backs.....	17
Earring Jackets.....	18
Cast Earrings.....	19



PENDANTS

Bails.....	20
Drops.....	21
Pearl, Pendant.....	
4 & 6 Prong Pendants.....	22
Clusters.....	22
Bezels Pendants.....	22
Round Channel.....	22
Oval Pendants.....	22
Oval Channel.....	22
Fancy Oval Pendants.....	23
Pear Shape Pendants.....	23
Marquise Pendants.....	23
Emerald Cut Pendants.....	23
Cushion Pendants.....	23
Square Pendants.....	23
Heart Shape Pendants.....	23-24
Cast Fancy Pendants.....	25
Cast Slides.....	25-27
Cast Necklaces.....	27
Boy & Girl Charms.....	27
Charms.....	27-28
Puffed Hearts.....	28
Heart Shaped Locketts.....	28-30
Oval Shaped Locketts.....	30-31
Round Shaped Locketts.....	32
Genuine Agate & Cameo Locketts.....	32



CLASPS

Fishhook Pearl Clasps.....	33
Pearl Clasps.....	33-35
Clasps with Cultured Pearls.....	34
Bayonet Clasps.....	34-35
Multi Strand Clasps.....	35
S/S Clasps Single St.....	35
Silver Toggle Clasps.....	36
Fishhook.....	36
Mystery Clasps.....	36
Bead Tips.....	36
Bead Clasps.....	36
Dividers.....	36-37
Enhancers & Pearl Shorteners.....	37-38



CLASPS (Cont.)

Tubular Box Locks.....	38
Snaps.....	38-39
Tennis Bracelet Snaps.....	39-40
Fig 8.....	40
Lobster Locks.....	41
Round ID Clasps.....	41
End Caps.....	42
Eye Loops for Nylon Wire.....	42
Spring Rings.....	42
Fancy Spring Rings.....	42-43
Chain Tags.....	43
Safety Chains.....	43
Split & Jump Rings.....	43



CHAINS

Chains.....	44
-------------	----



BEADS & PINS

Two Hole Beads.....	45
Straight & Twist Corrugated.....	45
Shiny Rondelles.....	45
Flat Fancy Beads.....	45
Joints, Pins, Catches.....	45
Safety Pins.....	45
Double Pins.....	45
Double Catches.....	45
Head Pins.....	45



SOLDER

Solder.....	46
-------------	----



RELIGIOUS ITEMS

Religious Medals.....	47-48
Jewish Religious Items.....	49-50
Crosses.....	50-53



RINGS

Half Shanks.....	54
Shanks.....	54-55
Strip Settings/Shanks.....	55
Adjustments for Rings.....	56
Cast & Stamped Die Struck Engagement Rings.....	56-57
Seamless Die Struck Wedding Bands.....	58
Wht. Gold Wedding Bands for Stones.....	58
Half Channel Rings.....	58-60
All Around Channel Rings.....	60



RINGS (Cont.)

Cast All Around Weddings Bands.....	61
Cast Part Way Wedding Bands.....	62-63
Cast Round.....	64
Cast 3 & 5 Stone.....	64-65
Square Rings.....	65
Square 3 & 5 Stone.....	66
Cast Oval Rings.....	66-67
Cast Emerald Rings.....	67-68
Cast Heart Rings.....	68
Cast Claddagh Rings.....	68
Cast Signet Rings.....	69
Cast Men's Rings.....	69
Engraved Antique finish Ladies Rings.....	70
Cast Pearl Ring.....	70



LETTERS & NUMBERS

Letters & Numbers.....	71
------------------------	----



MENS

Tie Tacs.....	72
Cuff Links.....	72
Clutch Backs.....	72
Tuxedo Studs.....	72
Key Rings.....	72
Bezels for Diamonds.....	73



COIN FRAMES

Coin Mountings.....	74
---------------------	----

MILL PRODUCTS

Mill Products.....	75-76
--------------------	-------

CHARTS

Weight Conversion.....	17
Karat Weight Conversion.....	22
Birthstones.....	24
The Credo.....	32
Karat Weight Conversion.....	40
Approx. MM Sizes for Various Size Diamonds.....	77
Fines of Karat Gold.....	77

NOTES

Notes.....	78-81
------------	-------

14KY GOLD STAMPINGS-ROUND DISCS



1 3/8"
RDr-27 5.96 dwt
RDr-40 8.10 dwt



1 1/4"
RDr-27 4.96 dwt
RDr-40 6.8 dwt



1 1/8"
RDr-27 3.8 dwt
RDr-40 5.3 dwt



1"
RDr-27 2.93 dwt
RDr-40 4.35 dwt



1"
RD-27 2.90 dwt
RD-40 4.24 dwt



7/8"
RDr-27 2.3 dwt
RDr-40 3.35 dwt



7/8"
RD-27 2.30 dwt
RD-40 3.16 dwt



3/4"
RDr-27 1.71 dwt
RDr-40 2.5 dwt



3/4"
RD-27 1.80 dwt
RD-40 2.50 dwt



5/8"
RDr-27 1.2 dwt
RDr-40 1.7 dwt



1/2"
RDr-27 .80 dwt
RDr-40 1.20 dwt



3/8"
RDr-27 .45 dwt



CH-100/4
14ky
DISCONTINUED



CH-100/3
14ky
DISCONTINUED



CH-100/2
14ky
DISCONTINUED



CH-100/1
14ky
DISCONTINUED

OVAL BLANKS



15/16" x 3/4"
OD-27 2.1 dwt
OD-40 3.1 dwt



3/4" x 5/8"
OD-27 1.5 dwt
OD-40 2.1 dwt



3/4" x 1/2"
OD-27 1.1 dwt
OD-40 1.7 dwt



5/8" x 7/16"
OD-27 .6 dwt
OD-40 .9 dwt

Plain Oval Discs available in stock in 14KY. Engine turned discs by special order. All merchandise is shown actual size

PROFILES



1/2"
CH-71/PL Girl .027 - .82 dwt
 .040 - 1.22 dwt

1/2"
CH-71/PL Boy .027 - .89 dwt
 .040 - 1.30 dwt

3/4"
CH-73/PL Girl .027 - 2.20 dwt
 .040 - 3.11 dwt

3/4"
CH-73/ PL Boy .027 - 2.23 dwt
 .040 - 3.07 dwt

1/2"
CH-71/Girl .027 - .82 dwt
 .040 - 1.22 dwt

1/2"
CH-71/Boy .027 - .89 dwt
 .040 - 1.30 dwt

3/4"
CH-73/Girl .027 - 2.02 dwt
 .040 - 2.8 dwt

3/4"
CH-73/Boy .027 - 2.23 dwt
 .040 - 3.07 dwt

CH-80 Girl

CH-80 Boy

CH-85 Girl

CH-85 Boy

CH-70 LG

CH-70 SM

All of above items available in stock in 14KY. CH-70, 80, 85, are .012 thick; available .030 by special order.

HEART BLANKS



1 1/4"
 HD-27 4.5 dwt
 HD-40 6.4 dwt

15/16"
 HD-27 2.64 dwt
 HD-40 3.4 dwt

3/4"
 HD-27 1.9 dwt
 HD-40 2.7 dwt

5/8"
 HD-27 1.4 dwt
 HD-40 2.0 dwt

1/2"
 HD-27 .70 dwt
 HD-40 1.0 dwt

3/8"
 HD-27 .40 dwt
 HD-40 .60 dwt

Gold, like no other metal, has a fascinating history and a special place in the world. For thousands of years it has been used as an ornament of kings, a currency and standard for global currencies, and more recently, in a wide range of electronic devices and medical applications.

3-PRONG ROUND



S-5 Die-struck
3 prong standard setting
14ky & w .03 ct to .25 ct



S-3 Cast
3 prong single base setting
14ky & w .03 ct to 2.25 ct



S-8 Cast
3 prong low base setting
14ky & w .02 ct to .25 ct



S-9 Cast
3 prong high base setting
14ky & w .02 ct to .25 ct



S-6 Cast
3 prong wire setting
14ky & w .02 ct to .15 ct



S-7 Cast
3 prong wire standard setting
14ky & w .01 ct to 1.50 ct



S-7B Cast
3 prong standard wire setting w/bar
14ky & w 2.00 ct
18ky & w .10 ct to 2.00 ct
Plat. .10 ct to 2.00 ct



S-10 Cast
3 prong wire tapered setting
14ky & w .03 ct to 1.25 ct



 **S-4** Cast
3 prong Martini setting
14kw .25 ct to 3.00 ct

4 PRONG ROUND



S-13 Die-struck
4 prong high base setting
14ky & w .02 ct to .17 ct



S-34 Die-struck
4 prong standard setting
14ky & w .005 ct to 2.00 ct
Plat. .01 ct. to 1.00 ct
S/S .01 ct. to 2.00 ct



S-34C Die-struck
4 prong standard closed back setting
14ky & w .05 ct to 1.00 ct
18 ky .03 ct to 1.00 ct



S-11 Die-struck
4 prong low base setting
14ky & w 03 ct. to 2.00 ct



S-31 Cast
4 prong low base setting
14ky & w 2mm to 8mm



S-28 Cast
4 prong wire tapered setting
14ky & w .03 ct to 3.00 ct



S-27 Cast
4 prong wire standard setting
14ky & w .01 ct to 5.00 ct,
13mm to 16mm
18ky & w, Plat.
.02 ct to .07 ct



S-27 HVY Cast
4 prong hvy wire setting
14ky & w .01 ct to 5.00 ct



S-29 Cast
4 prong wire setting with bar
18ky & w, Plat.
.10 ct to 4.00 ct



S-24 Cast
4 prong wire heavy setting
14ky & w .25 ct to 4.00 ct
Plat. .25 ct to 2.00 ct



S-20 Cast
4 prong high heavy setting
14ky & w .12 ct to 4.00 ct



S-30 Cast
4 prong high setting
14ky & w .40 ct to 4.50 ct
18ky & w, Plat.
.50 ct to 3.00 ct



S-25 Cast
4 prong flat wire setting
14ky & w .03 ct to 2.00 ct



S-35 Cast
Antique fishtail setting
14ky & w .25 ct to 2.00 ct



S-17 Die-struck
4 prong standard V setting
14ky .25 ct to 1.00 ct
14kw .25 ct to 3.00 ct
Plat. - cast .25 ct to 3.00 ct



S-14 Die-struck
4 prong solitaire setting
14ky .12 ct to 3.50 ct
14kw .12 ct to 6.00 ct
18kw .12 ct to 2.00 ct
Plat. .25 ct to 6.00 ct



S-15 Die-struck
4 prong solitaire heavy setting
14kw .18 ct to 1.00 ct



S-16 Die-struck
4 prong solitaire light setting
14kw .10 ct to 1.00 ct



S-21 Die-struck
4 prong high setting with peg
14kw .12 ct to 3.00 ct
18kw .50 ct to 2.00 ct
Plat. .25 ct to 3.00 ct



S-12 Die-struck
4 prong heavy setting with peg
14kw .25 ct to 2.00 ct



S-32 Die-struck
4 prong low standard setting peg
14kw .10 ct to 2.00 ct



S-22 Melee Die-struck
4 prong setting w/peg
14ky & w .01 ct to .15 ct



S-22 Die-struck
4 prong high based setting w/peg
14kw .12 ct to 1.00 ct



S-23 Die-struck
4 prong light & low setting w/peg
14ky .12 ct to 2.50 ct
14kw .12 ct to 5.00 ct
18kw .75 ct to 2.00 ct
Plat. .38 ct to 2.00 ct




S-23 HVY Die-struck
4 prong heavy & low setting w/peg
14kw .25 ct to 3.00 ct

DISCONTINUED



S-18 Cast
4 prong tapered setting w/peg
14ky & w .25 ct to 3.50 ct
18ky & w .62 ct to 3.50 ct
Plat. .62 ct. to 3.50 ct



 **S-1822** Cast
Double prong round cut center setting
14kw .33 ct to 3.50 ct



S-19 Cast
4 prong tapered ctr. head w/pads
14ky & w .25 ct to 5.00 ct
14.5 mm to 17.5 mm
18ky & w .75 ct to 4.00 ct
Plat. .75 ct to 5.00 ct, 14.5mm

All 14K gold castings available, by special order, in 18 KY & W Platinum. Consult price list for sizes available in the various metals listed

6 PRONG ROUND



S-45 Die-struck
6 prong low base setting
14ky & w .02 to 4.00 ct



S-44 Die-struck
6 prong high base setting
14ky & w .06 ct to 3.00 ct



S-60 Cast
6 prong standard wire setting
14ky & w .05 ct to 4.50 ct



S-62 Cast
6 prong setting w/peg
14kw .75ct, 1ct, 1.5ct and 2ct.



S-63 Cast
6 prong ctr. head w/ pads
14ky & w .25 ct t. 5.00 ct
~ 15 MM



S-57 Die-struck
6 prong closed back setting
14ky & w .05 ct to 1.00 ct



S-52C Die-struck
6 prong buttercup closed back
14ky & w .02 ct to 1.00 ct



S-68 Die-struck
6 prong pearl setting
14ky & w 3mm to 10mm



S-40/DE Cast
6 prong solitaire cast setting
14kw, 18kw & Plat
.25 ct to 2.00 ct



S-40 Die-struck
6 prong solitaire setting
14ky .12 ct to 3.50 ct
14kw .12 ct to 6.00 ct
18kw .18 ct to 2.00 ct
Plat. .12 ct to 6.00 ct



S-41 Die-struck
6 prong solitaire light setting
14kw .10 ct to 1.00 ct



S-46 Die-struck
6 prong heavy setting
Plat. .75 ct to 2.00 ct



S-42 Die-struck
6 prong claw solitaire setting
14kw .12 ct to 3.00 ct

All 14K gold castings available, by special order,
in 18 KY & W Platinum. Consult price list for
sizes available in the various metals listed



S-43 Die-struck
6 prong standard low setting
14kw .10 ct to 2.00 ct



S-47 Die-struck
6 prong high base setting w/peg
14kw & Plat., .12 ct to 4.00 ct
18kw .50 ct to 3.00 ct



S-51 Die-struck
6 prong heavy setting w/peg
14kw .12 ct. to 3.00 ct
Plat. .75 ct to 3.00 ct



S-48 Die-struck
6 prong medium based
setting w/peg
14kw .12 ct to 1.00 ct



S-49 Die-struck
6 prong light low base
setting w/peg
14ky .05 ct to 2.00 ct
14kw .05 ct to 5.00 ct
18kw .75 ct to 2.00 ct
Plat. .38 ct to 2.00 ct

4 PRONG OVAL



S-113 Cast
4 prong oval single base setting
14ky & w 5 x 3 to 25 x 17



S-166 Cast
4 prong oval lite setting
14ky & w 6 x 4 to 14 x 10



S-112 Cast
4 prong oval standard setting
14ky & w 3.5 x 2.75 to 35 x 22
18ky 5 x 3.75 to 12 x 9.5
Plat. 6 x 4.25 to 10 x 7.75



S-184 Cast
4 prong oval tapered setting
14ky & w 5 x 3 to 20 x 15



S-105 Cast
4 prong oval heavy setting
14ky & w 7 x 5 to 29 x 21



S-109 Cast
4 prong tapered oval ctr.
head with pads
14ky & w .25 ct to 5-6.00 ct
18ky & w .75 ct to 3.00 ct
Plat. .75 ct to 3.00 ct



S-122 Cast
4 prong oval tapered
setting w/peg
14ky & w .25 ct to 2.25 ct



S-183 Cast
4 prong oval setting
14ky & w 2.5 x 2 to 12 x 10
Plat. 4.5 x 3.5 to 12 x 10



S-111 Die-struck
4 prong oval tapered
setting w/peg
14kw .25 ct to 5.00 ct

6 PRONG OVAL



S-110 Cast
6 prong oval setting
14ky & w 4 x 3 to 22 x 16
Note: Sizes from 4 x 3 to
6.5 x 4.5 are 4 prong



S-107 Cast
6 prong oval tapered
ctr. head w/pads
14ky & w .25 ct to 5-6.00 ct



S-121 Die-struck
6 prong oval tapered
setting w/peg
14kw .25 ct to 5.00 ct

PEAR



S-103 Cast
V-end pear single base setting
14ky & w 2.75 x 2 to 15 x 10.25



S-104 Cast
4 prong pear single
base setting
14ky & w 4.5 x 3 to 11.75 x 8



S-99 Cast
V-end pear standard setting
14ky & w 3.5 x 2 to 20.5 x 14
18ky & w 5 x 3 to 10 x 6
Plat. 5 x 3 to 10 x 6

PEAR SHAPE, CONT'D



S-102 Cast
V-end pear shape setting
14ky & w 3 x 2 to 15 x 10



S-100 Cast
4 prong pear shape
wire setting
14ky & w 5 x 3 to 22 x 14



S-101 Cast
5 prong pear shape setting
14ky & w 3 x 2 to 11 x 7.75



S-182 Cast
5 prong pear shape
tapered setting
14ky & w 4 x 2.5 to 21 x 14



S-95 Cast
V-end pear shape setting
with pads
14ky & w 4 x 2.5 to 14 x 9
Note: 4 x 2.5 - 6.5 x 4 have 3 prongs.



S-96 Cast
V-end pear shape
center head
14ky & w 3 x 2 to 12 x 8



S-94 Cast
V-end pear shape
heavy setting
14ky & w 6 x 4.5 to 26 x 18



S-98 Cast
V-end pear shape
setting w/peg
14ky & w 5 x 3.5 to 12 x 8



S-97 Cast
V-end pear shape tapered
ctr. head w/pads
14ky & w .20 to 6.00 ct
18 ky & w .50 to 3.00 ct
Plat. .50 to 4.00 ct



S-90 Die-struck
6 prong pear shape
solitaire setting
14kw .10 ct to 5.00 ct
Plat. .50 ct to 4.00 ct



S-93 Die-struck
6 prong pear shape
setting w/peg
14kw .10 ct to 5.00 ct
18kw .50 ct to 2.00 ct



S-191 Die-struck
V-end pear shape setting
14kw .25 ct to 2.00 ct



S-92 Die-struck
V-end pear shape setting w/peg
14kw .25 ct to 3.00 ct



S-91P Die-struck
V-end pear shape setting w/peg
14kw .25 ct to 2.00 ct

MARQUISE SHAPE



S-89 Cast
2 prong marquise
single base setting
14ky & w 3 x 1.75 to 9.5 x 5.25



S-88 Cast
4 prong marquise single base setting
14ky & w 4.5 x 2.25 to 18.25 x 8.75



S-87 Cast
V-end marquise heavy
single base setting
14ky & w 2.5 x 1.75 to 13.25 x 7.25
18 ky 3 x 2 to 5 x 2.75
Plat. 3 x 2 to 5 x 2.75



S-78 Cast
2 prong marquise wire setting
14ky & w 3 x 1.75 to 9 x 4



S-80 Cast
V-end marquise standard wire setting
14ky & w 3.5 x 1.5 to 16.5 x 8
18 ky 4 x 2 to 6 x 3
Plat. 4 x 2 to 8 x 3.5



S-82 Cast
V-end marquise standard
flat sided setting
14ky & w 3.25 x 1.75 to 9.5 x 4.5



S-84 Cast
4 prong marquise standard
wire setting
14ky & w 4 x 2 to 14 x 7



S-86 Cast
6 prong marquise wire setting
14ky & w 4 x 2 to 15 x 7.25



S-180 Cast
6 prong marquise tapered setting
14ky & w 4 x 2 to 21 x 10.5



S-74 Cast
V-end 6 prong marquise
setting w/pads
14ky & w 5 x 3 to 16 x 8
Note: 5 x 3 to 7 x 4 have 4 prongs.



S-70 Die-struck
6 prong marquise
solitaire setting
14kw .10 ct to 5.00 ct
18kw .75 ct to 2.00 ct
Plat. .50 ct to 2.00 ct



S-73 Die-struck
6 prong marquise
setting w/peg
14kw .10 ct to 5.00 ct
18kw .50 ct to 2.00 ct



S-69 Die-struck
V-end marquise setting
14kw .25 ct to 3.00 ct



S-79 Die-struck
V-end marquise setting w/peg
14kw .25ct to 3.00 ct



S-71P Die-struck
V-end marquise setting w/peg
14kw .25 ct to 2.00 ct



S-76 Cast
V-end tapered marquise
ctr head w/pad
14ky & w .25 ct to 6.00 ct
18 ky & w .50 ct to 3.00 ct
Plat. .50 ct to 4.00 ct



S-75 Cast
V-end marquise setting w/peg
14ky & w 5 x 3 to 13 x 6



S-77 Cast
V-end marquise setting w/peg
14ky & w 6.5 x 3 to 15.5 x 8

For its beauty and value, platinum has always been the ultimate expression of celebrations of all kinds: from weddings and anniversaries, to birthdays, holidays and other special occasions.

All 14K gold castings available, by special order, in 18 KY & W Platinum. Consult price list for sizes available in the various metals listed

EMERALD CUT SHAPE

S-162 Cast
4 prong emerald cut
single base setting
14ky & w 6 x 4.5 to 12 x 8.5

S-185 Cast
4 prong emerald cut
lite wire setting
14ky & w 6 x 4.5 to 14 x 10

S-115 Cast
4 prong emerald cut
standard wire setting
14ky & w 3 x 2.25 to 30 x 20
18ky 6 x 4.5 to 10.5 x 8
Plat. 6 x 4.5 to 10.5 x 8

S-186 Cast
4 prong emerald cut
tapered wire setting
14ky & w 5.25 x 4 to
12.5 x 10.5

S-117 Cast
4 prong emerald cut setting
14ky & w 4 x 3 to 14 x 10

S-119 Cast
4 prong emerald
cut heavy setting
14ky & w 4.5 x 3 to 11 x 9
18ky & Plat. 6 x 4.5 to 11 x 9

S-116 Cast
4 prong emerald cut
tapered ctr. head
14ky & w .25 ct to 6.00 ct
18ky & w .33 ct to 5.00 ct
Plat. .33 ct to 5.00 ct

S-114 Cast
4 prong emerald cut
setting w/peg
14ky & w 6 x 4 to 10 x 8

S-1162 Cast
Emerald cut setting
14kw 7x5 to 14x10.5

S-120 Cast
4 prong emerald cut
heavy setting
14ky & w 10 x 9 to
29 x 22mm

SQUARE SHAPE

S-163 Cast
4 prong square single
base setting
14ky & w 3 x 3 to 10 x 10

All 14K gold castings available, by special order,
in 18 KY & W Platinum. Consult price list for
sizes available in the various metals listed

S-157 Cast
4 prong square wire setting
14ky & w 2 x 2 to 10.75 x 10.75
18ky & w 4 x 4 to 8 x 8
Plat. 4 x 4 to 8 x 8

S-156 Cast
V-end square setting w/airline
14ky & w 1.25 x 1.25 to 7 x 7

S-156B Cast
V-end square setting with bar
18ky & w 3 x 3 to 7 x 7
Plat. 3 x 3 to 7 x 7

S-160 Cast
4 prong square setting
14ky & w 3 x 3 to 10 x 10,
18ky & Plat. 5.25 x 5.25 to 8 x 8

S-161 Cast
4 prong square heavy
tapered setting
14ky & w 2.5 x 2.5 to 7.5 x 7.5

S-159 Cast
V-end heavy square setting
14ky & w 4 x 4 to 9 x 9
Plat. 5 x 5 to 7 x 7

S-1572 Cast
Square setting
14kw 4.8x4.8 to 10x10

S-164MP Cast
V-end square setting w/peg
14kw, 18kw & Plat. 4 x 4 to 7 x 7

S-165 Die-struck
V-end square setting w/peg
14kw 2.5 x 2.5 to 8 x 8

S-158 Cast
V-end square setting w/peg
14ky & w 2 x 2 to 10 x 10
18ky & w, 3.5 x 3.5 to 9 x 9
Plat. 3.5 x 3.5 to 10 x 10

S-158H Cast
V-end square heavy setting w/peg
14kw, 3 x 3 to 9 x 9

S-155 Cast
V-end square setting w/peg
14ky & w, 18ky & Plat.,
4 x 3 to 8 x 6

S-1567 Cast
Square cluster setting
14kw 3.5 mm to 7 mm

S-1667 Cast
14kw - 3.5 x 3.5, 12 - .015ct
4 x 4, 16 - .015ct
4.5 x 4.5, 16 - .015ct
5 x 5, 16 - .015ct
5.5 x 5.5, 16 - .015ct
6 x 6, 20 - .015ct
7 x 7, 20 - .015ct
7.5 x 7.5, 20 - .015ct

S-167 Cast
4 prong square setting
w/peg & flat prongs
14ky & w, 18ky & w, Plat.
3 x 3 to 8 x 8

S-167H Cast
4 prong square heavy setting
w/peg 14w 4 x 4 to 10 x 10

S-170 Cast
Double prong cushion
cut center setting
14kw, 18 w & Plat.
4.5 mm to 7.5 mm

HEART SHAPE

S-141 Cast
V-end heart shape
wire setting
14ky & w 3 x 3 to 16 x 16
18ky & Plat. 3 x 3 to 6 x 6

S-143 Cast
4 prong heart shape
wire setting
14ky & w 3 x 3 to 9 x 9

S-142 Cast
V-end heart shape
ctr w/pads
14ky & w 5 x 5 to 11 x 9

S-145 Cast
V-end heart shape
setting w/peg
14ky & w 4 x 4 to 9 x 9

S-144 Cast
V-end heart shape tapered
ctr head w/pads
14ky & w .25 ct to 6.00 ct
18ky & w 1.00 ct to 2.50 ct
Plat. 1.00 ct to 2.50 ct

TRIANGLE SHAPE

S-153 Cast
V-end triangle single
base setting
14ky & w 3 x 3 to 9.5 x 9.5

S-151 Cast
V-end triangle setting w/airline
14ky & w 3 x 3 x 3 to
10 x 10 x 10
18ky 4 x 4 x 4 to 7.25 x 7.25
Plat. 4 x 4 x 4 to 7.25 x 7.25

S-154 Cast
6 prong triangle setting
14ky & w 3 x 3 x 3 to
12 x 12 x 12

S-152 Cast
V-end triangle setting w/peg
14ky & w 3mm to 10mm
Plat 4mm to 9mm

S-150 Cast
v-end trillion setting
14ky & w 3 x 3 x 3 to
10 x 10 x 10

STRAIGHT BAGUETTE



S-124 Cast
Straight baguette
standard set
14ky & w 1.75 x 1.5 to
8.75 x 3.75
18ky 2.25 x 1.75 to 5.25 x 3
Plat. 2.25 x 1.75 to 5.25 x 3



S-126 Cast
2 prong straight
baguette setting
14ky & w 2.25 x 1.5 to
5.75 x 2.5



S-130 Cast
4 prong straight
baguette setting
14ky & w 2.25 x 1.75
to 5 x 3.75

TAPERED BAGUETTE



S-125 Cast
Tapered baguette
standard setting
14ky & w 2 x 1.75 to
8.25 x 3.75
18ky 3 x 1.75 to 6 x 3
Plat. 3 x 1.75 to 5 x 2.75



S-127 Cast
2 prong tapered baguette set
14ky & w 2.5 x 1.25 to 6 x 2



S-131 Cast
3 prong tapered
baguette setting
14ky & w 2.25 x 1.75
to 8.5 x 3.75

ILLUSION SETTINGS



S-36 Die-struck
4 prong illusion setting
14kw .06 ct to 1.00 ct



S-38 Die-struck
4 prong illusion
setting w/peg
14kw .005 ct to .18 -.20 ct



S-39 Die-struck
Diamond cut faceted
illusion setting w/peg
14kw .02 ct to .18-.20 ct



S-65 Die-struck
6 prong illusion setting
14kw .005 ct to .18 -.20 ct

ILLUSION TOPS



IS-10 Die-struck
Illusion top round setting
14ky & w .005 ct to .10 ct



IS-15 Die-struck
Illusion top round setting
14ky .01 ct to .05 ct 14kw .01 ct to 1.00 ct



IS-20 Die-struck Illusion top round setting
14kw .06 ct to 1.00 ct



IS-50/1 Die-struck
14kw illusion top heart setting .01 ct
DISCONTINUED



IS-50/3 Die-struck
14kw illusion top heart setting .01 ct
DISCONTINUED



IS-50/5 Die-struck
14kw illusion top heart setting .02 ct
DISCONTINUED



IS-60/3 Die-struck
14kw illusion top plate setting .01 ct
DISCONTINUED



IS-60/5 Die-struck
14kw illusion top plate setting .02 ct
DISCONTINUED



IS-60/7 Die-struck
14kw illusion top plate setting .02 ct
DISCONTINUED



IS-80 Die-struck
14kw illusion top square setting .02 ct
DISCONTINUED

ILLUSION PLATES



SP-10 Die-struck
Illusion square setting
14kw 4.5mm to 6mm



SP-11 Die-struck
Illusion square setting
14kw 7mm to 9mm



SP-12 Die-struck
square plate
14kw 3mm to 10mm



DP-50 Die-struck
non pierced domed plate
14kw 4mm to 13mm



DP-35 Die-struck
heart plate 14ky & w



ROUND CLUSTERS



CS-10 Die-struck
7 stone cluster
14kw 7 x .005 ct to 7 x .45 ct

DISCONTINUED



CS-11 Cast
7 stone cluster 14ky & w
Metal mold
7 x .02 ct 7 x .15 ct
7 x .03 ct 7 x .30 ct
7 x .07 ct



CS-40 Cast
7 stone cluster 14ky & w .
.33 ct tw to 2.00 ct tw



CS-41 Cast
Round center cluster
14ky & w, .41 ct tw to 2.36 ct tw



CS-2725 to 27200 Cast
Round cluster light weight 14 kw
CS-2725, .25 - 14 - .005 ct
CS-2750, .50 - 16 - .005 ct
CS-2775, .75 - 20 - .005 ct
CS-27100, 1.00 - 22 - .005 ct
CS-27150, 1.50 - 24 - .005 ct
CS-27200, 2.00 - 26 - .005 ct



CS-2825 Cast
14kw, .25 - 12 - .015 ct



CS-2850 Cast
14kw, .50 - 12 - .015 ct



CS-2875 Cast
14kw, .75 - 14 - .015 ct



CS-28100 Cast
14kw, 1 ct - 16 - .015 ct



CS-28150 Cast
14kw, 1.50 ct - 16 - .015 ct



CS-28200 Cast
14kw, 2ct - 18 - .015 ct



CS-760 Cast
Square cluster
14 kw 9 - .01 ct



CS-765 Cast
Heart cluster
14 kw 7 - .01 ct



CS-766 Cast
Round cluster
14 kw 7 - .01 ct



IT-M2 Cast
Marquise shaped 2 st
illusion setting
14ky & w .015 ct to .12 ct rd



IS-M2 Die-struck
Marquise shaped 2 st
illusion setting
14kw .01 ct rd



IS-M2 Die-struck
Marquise shaped 2 st
illusion setting
14kw .025 ct rd



S-2 Cast
Marquise wire 2 stone setting
14ky & w .03 ct to .10 ct rd



SET-3 Cast
3 stone setting
14ky & w .02 ct to .07 ct

All 14K gold castings available, by special order, in 18 KY & W Platinum. Consult price list for sizes available in the various metals listed

OVAL CLUSTERS



CS-45 Cast
Oval center cluster
14ky & w
7 x 5; 10 - .05 ct
8 x 6; 12 - .05 ct
9 x 7; 12 - .05 ct
10 x 8; 14 - .05 ct
11 x 9; 14 - .05 ct
12 x 10; 16 - .05 ct



CS-46 Cast
Oval center cluster
14ky & w
6 x 4; 12 - .02 ct
7 x 5; 14 - .02 ct
8 x 6; 16 - .02 ct
9 x 7; 14 - .03 ct
10 x 8; 16 - .03 ct

PEAR SHAPE CLUSTERS



CS-50 Cast
Pear shape center cluster
14ky & w
8 x 6; 5 - .01 ct,
4 - .02 ct; 5 - .03 ct



CS-50 Cast
11 x 9; 16 - .05 ct
12 x 10; 18 - .05 ct
13 x 11; 21 - .05 ct
14 x 12; 24 - .03 ct

BEZEL CLUSTERS



CS-49/1 Cast
Round bezel cluster
14ky & w
1 - .33 ct; 10 - .03 ct



CS-49/2 Cast
Round bezel cluster
14ky & w
1 - .50 ct; 10 - .05 ct



CS-49/5 Cast
Oval bezel cluster
14ky & w
7 x 5; 13 - .02 ct

STRIPS



CS-70 Die-struck
illusion strip setting
14ky & w 27 - .005 ct



CS-70 Die-struck
illusion strip setting
14ky & w 21 - .01 ct



CS-70 Die-struck
illusion strip setting
14ky & w 18 - .02 ct



CS-90/3 Die-struck
illusion strip setting
14ky & w 3.25mm & 4mm
DISCONTINUED



CS-90/4 Die-struck
illusion strip setting
14ky & w 3.25mm & 4mm
DISCONTINUED



CS-90/5 Die-struck
illusion strip setting
14ky & w 3.25mm & 4mm
DISCONTINUED



CS-6 Cast
6 stone strip setting
14ky & w .005 ct to .10 ct



CS-75 Cast
12 stone strip
setting
14ky & w .005 ct
to .10 ct



CS-55 Cast
5 stone strip setting
14ky & w 5 - .02 ct



CS-60 Cast
3 stone strip setting
14ky & w 3 - .03 ct
3 - .07 ct
3 - .10 ct



CS-76 Cast
12 stone strip
setting
14ky & w
12 - .02 ct to
12 - .05 ct



ROUND BEZELS



S-67 Die-struck
Tapered tube setting
14ky & w .01ct to 3.50ct
18ky .01 ct to 2.00 ct
18kw & Plat. .01 ct to .50 ct
18kw cast .60 ct to 1.00 ct
Plat. cast .60 ct to 2.00 ct



S-66 Cast
Tapered tube setting
w/2 jump rings
14ky & w .05 ct to 1.00 ct
18ky .05 ct to 1.00 ct



S-662 Cast
Tube setting
with jumbo rings
14ky & w
.07 ct to .55 ct



BZ-11 Cast
Round heavy bezel with airline
14ky & w .05 ct to 3.25 ct



BZ-11B Cast
Round heavy bezel w/
airline & bar
18ky & w, Plat.
.10 ct to 2.00 ct



BZ-10 Die-struck
Round low bezel
14ky 3mm to 20mm
DISCONTINUED



BZ-10CB Die-struck
Round low bezel with
closed back
14ky 4mm to 18mm
DISCONTINUED



BZ-12 Die-struck
Round high bezel w/bearing
14ky & w 1.75mm to 9mm
18ky, Plat., 2mm to 7mm
18kw cast 2mm to 7mm



BZ-13 Die-struck
Round high tapered bezel
14ky & w 4mm to 8mm
Plat. 4mm to 6.5mm



S-64 Cast
Half bezel channelled
14ky & w .50 ct to 1.50 ct

All 14K gold castings available, by special order,
in 18 KY & W Platinum. Consult price list for
sizes available in the various metals listed

*It is believed that only 88,000 tons of gold have been taken from
the earth since recorded history, leaving far more yet to be
discovered.*

OVAL BEZELS



BZ-15 Die-struck
Oval low bezel
14ky 6 x 4mm to 20 x 15mm
DISCONTINUED



BZ-15 CB Die-struck
Oval low bezel with closed back
14ky 8 x 6mm to 18 x 13mm
DISCONTINUED



BZ-17 Die-struck
Oval high bezel
14ky 6 x 4 to 9 x 7
DISCONTINUED



BZ-16 Cast
Oval tapered heavy bezel
5 x 3 to 14.5 x 12.5
14ky & w



BZ-18 Cast
Oval tapered bezel w/ airline
14ky & w
6 x 4.5 to 10 x 8

MARQUISE SHAPE BEZELS



BZ-70 Cast
Marquise tapered bezel w/ airline
14ky 2.75 x 1.25 to 11 x 6

PEAR SHAPE BEZELS



BZ-90 Cast
Pear shape tapered bezel w/ airline
14ky & w
2.75 x 1.5 to 12.25 x 8.25

HEART SHAPE BEZELS



BZ-140 Cast
Heart shape bezel
14ky 3 x 3 to 12 x 10

OTHER SHAPED BEZELS



BZ-27 Die-struck
Square high bezel w/
bearing
14ky & w 2mm to 7mm
DISCONTINUED



BZ-21 Cast
Emerald cut bezel
w/airline
14ky & w
5 x 3 to 10 x 8
DISCONTINUED



BZ-20 Die-struck
Octagon low bezel
14ky 8 x 6mm to
20 x 15mm
DISCONTINUED



BZ-25 Die-struck
Cushion low bezel
14ky 8 x 6mm to
20 x 15mm
DISCONTINUED



BZ-116 Cast
Emerald cut shaped
bezel
14ky & w 7 x 5 to 10 x 8



BZ-150/5 Cast
Trillion bezel
14ky & w 5 x 5 x 5



BZ-150/7 Cast
Trillion bezel
14ky & w 7 x 7 x 7



BZ-151/6 Cast
Triangle bezel
14ky & w 6 x 6 x 6

Watch Battery Price List

Watch Battery Type #	Cross Reference	Volume Strip (Price/each)
301	SR43SW	\$1.67
303	SR44SW	\$1.95
309	SR754SW	\$1.25
314	-----	\$1.50
315	SR716SW	\$0.70
317	SR516SW	\$0.60
319	SR527SW	\$0.57
321	SR616SW	\$0.49
329	SR731SW	\$0.76
335	SR416SW	\$1.10
337	-----	\$1.67
339	SR614SW	\$1.50
341	SR714SW	\$1.40
344	SR1136SW	\$1.53
346	SR712SW	\$1.42
357	SR44W	\$1.50
361	SR721	\$0.48
362	SR721SW	\$0.47
364	SR621SW	\$0.32
365	SR1116W	\$1.89
366	SR1116SW	\$1.89
370	SR920W	\$0.63
371	SR920SW	\$0.48
373	SR916SW	\$0.68
376	SR626W	\$0.46
377	SR626SW	\$0.33
379	SR521SW	\$0.36
381	SR1120SW	\$0.89
384	SR41SW	\$0.56
386	SR43W	\$1.29
389	SR1130W	\$1.04
390	SR1120W	\$0.70
391	SR1120SW	\$0.98
392	SR41S	\$0.56
393	SR754W	\$1.11
394	SR936SW	\$0.94
395	SR927SW	\$0.67
396	SR726W	\$0.50
397	SR726SW	\$0.50
399	SR927W	\$0.58





Lithium Watch/Calculator Type #	Tear Strip (Price/each)
Blister Card	
CR1025	\$0.65
CR1216	\$0.67
CR1220	\$0.54
CR1225	\$0.71
CR1616	\$0.60
CR1620	\$0.61
CR1632	\$0.68
CR2012	\$0.88
CR2016	\$0.42
CR2025	\$0.42
CR2032	\$0.42
CR2320	\$0.76
CR2325	\$0.95
CR2430	\$0.92
CR2450	\$1.23

Calculator Batteries	Price/each
LR44* DISCONTINUED	\$0.35
Watch & Clock	Price/each
23A	\$0.75
27A	\$0.80
Alkaline & Photo	Price/each
AA	\$0.45
AAA	\$0.45
C	\$3.47
D	\$1.51
N	\$1.06
9 Volt	\$2.75

Prices are subject to change without notice.

All 14K gold castings available, by special order, in 18 KY & W Platinum. Consult price list for sizes available in the various metals listed

EARRING NUTS FRICTION

-  **EF-5N**
Light nut 14k pink
-  **EF-8**
Light nut 14ky
Fits .030 post
-  **EF-6**
Light nut 14ky
-  **EF-7**
Light nut 14ky Fits .030 post
-  **EF-8H**
14ky & w
-  **EF-10N**
Light nut 14ky & w
Fits .030 post
-  **EF-11N**
Light nut 14ky & w
18ky & w, pink
Fits .030 post
-  **EF-2**
Medium Standard Nut
Plat.
-  **EF-12N**
Medium Standard Nut
14ky & w, 18ky & w, s/s
-  **EF-16**
Medium Nut
14ky & w
-  **EF-13**
Medium Heavy
14ky & w
-  **EF-14**
Heavy Nut
14ky & w, 18ky & w, YGF, s/s
-  **EF-15**
Heavy Nut
14ky & w, 18ky & w, Plat.
-  **EF-22**
Medium Nut with design
14ky & w
-  **EF-24N**
Medium Nut
14ky & w, Pink, 18ky & w, Pink
Also available EF-24H (Heavy)
14ky & w, 18ky & w. s/s
-  **EF-24S**
14ky & w, 18ky & w, Plat.
-  **EF-28**
Heavy Nut
14ky & w, 18ky & w
-  **EF-23N**
X-heavy nut
14ky & w, 18ky & w, Plat., s/s
Fits .036 post
-  **EF-25JN**
Jumbo Nut
14ky, w & Pink. 18ky, w & Pink
Plat., YGF, s/s
-  **EF-29**
Jumbo Nut with design
14ky & w, 18ky & w
-  **EF-HRT-SM**
Heart shaped nut 14ky & w
-  **EF-HRT-MED**
Heart shaped nut 14ky & w
-  **EF-HRT-LG**
Heart shaped nut 14ky & w



PLASTIC DISC



**COMFY BACK
BRASS & NICKEL**



EARRING POSTS FRICTION

-  **EF-10P**
Light Standard Post
14ky & w, 14k pink .030 x 3/8
-  **EF-11P**
Double Notched Post
14ky & w, 18ky & w .030 x 3/8
-  **EF-12P**
Medium Standard Post
14ky & w, 18ky & w, YGF
.033 x 3/8"
-  **EF-17**
Light Long Post
14ky, Plat. .030 x 7/16" & 18 pink
-  **EF-18**
Medium Long Post
14ky & w, 18ky & w, s/s
.033 x 7/16"
-  **EF-23P**
Heavy-Long Post
14ky & w, 18ky & w, Plat., s/s,
14 pink, 18 pink
.036 x 7/16"
-  **EF-25P**
X-Heavy Long Post
14ky & w .040 x 7/16"

T-BAR POSTS

-  **EF-26**
T-Bar Post 5 1/2mm
14ky & w 18ky .030 x 3/8"


EARRING NUTS THREADED

-  **ET-18N**
Push-on Screw-off Nut
14ky & w
-  **ET-18P**
Push-on Screw-off
Threaded Post
14ky & w


EARRING NUTS THREADED

-  **ET-8N**
Threaded Nut
14ky & w
Fits ET-10 Post
-  **ET-9N**
Light Threaded Nut
14ky & w
Fits ET-12 Post
-  **ET-11N**
Baby Threaded Nut
14ky & w
-  **ET-12N**
Light Threaded Nut
14ky & w, 18w, Plat., s/s
Fits ET-12 Post
-  **ET-12-HON**
Threaded Nut
14ky & w
Fits ET-12 Post
-  **ET-13N**
Light Threaded Nut
14ky & w, 18ky & w, Plat.
Fits ET-12 Post
-  **ET-10N**
Regular Threaded Nut
14ky & w, 14kp, 18ky & w, Plat., s/s
Fits ET-10 Post
-  **ET-14 SN**
Jumbo Threaded Nut fits
ET-10 Post
14ky & w, 18ky & w, Plat


EARRING POSTS THREADED BACK

-  **ET-11P**
Baby Threaded Post
14ky & w
-  **ET-12P**
Light Threaded Post
14ky & w, 18ky & w, Plat, s/s
-  **ET-10P**
Regular Threaded Post
14ky & w, 14kp, 18ky & w, Plat. s/s

T-BAR THREADED POST

-  **ET-15P**
Lt. T-Bar Threaded Post
14ky & w
Fits ET-9 Nut, ET-12 Nut & ET-13 Nut

JUMBO COMBINATION

-  **ET-14**
Jumbo Threaded Post & Nut
14ky & w, 18ky & w, Plat.

PRESSURE BACKS

-  **PRPN**
Pressure Backs-Small
14ky & w, 18ky & w, Plat.
-  **PRPN**
Pressure Backs-Large
14ky & w, 18ky & w, Plat.
Also available with comfort fit guardian

DOMED CUP



EF-30
Regular Wt. Domed Cup
14ky & w, s/s 4mm
s/s 5mm

PEARL EARRINGS



EF-76L
Light Weight Pearl Cup
14ky 2.25, 3, 4, 5mm
.026 Post



EF-76
Regular Wt. Pearl Cup
14ky 2.25, 3, 4, 5, 6mm
14kw 3, 4, 5 & 6mm
s/s 5mm
.030 Post



EF-76R
Regular Wt. Pearl Cup
with Jump Ring
14ky 4mm, 5mm

DISCONTINUED



EF-186
Pearl Cup Earrings
18ky & w 6.5mm
14ky & w, 8mm & 10mm

DISCONTINUED



EF-78
Pearl Cup Earring w/ 1 Diam.
14ky 3mm/.01 ct, 4mm/.01 ct

DISCONTINUED



EF-178
Pearl Cup Earring
w/1 Diam.
14ky & w 4mm/.02 ct,
4mm/.03 ct, 4mm/.05 ct,
5mm/.07 ct, 5mm/.10 ct,
6.5mm/.10 ct, 6.5mm/.15 ct

DISCONTINUED

THREADED POST PEARL EARRINGS



ET-46
Pearl Cup w/ Screw Post
14ky & w 4mm
Requires ET-8 Nut or ET-10 Nut

DISCONTINUED

BALL EARRINGS



EF-88
Light Weight Ball Earring
14ky & w, 3, 4, 5, 6, 7, 8mm
18ky 3, 4, 5mm



EF-88R
Light Wt. Ball Earring
with Jump Ring
14ky & w, 18ky 3, 4, 5mm



EF-87R
Regular Wt. Ball Earring
with Jump Ring
YGF, S/S 3, 4, 5mm

DISCONTINUED

BEZEL EARRINGS



EF-BZ Cast
Round Bezel with Airline
14ky & w .05 ct to 2.00 ct



EF-67 Cast
Bezel earrings
14kw .15 ct to 1.00 ct



EF-100 Cast
Round Shape Bezel
14ky & w .05 ct to 1.00 ct



ET-BZ Cast
Airline Bezel w/ Standard
Screw Post
14ky & w
.05 ct to 2.00 ct

3-PRONG ROUND



EF-31 Cast
Martini Earrings
14ky & w 2.5mm to 9mm
18ky & w Plat 4mm to 8mm



EF-33 Cast
Wire Basket Earrings
14ky & w, 18ky & w, Plat
.05 ct to 1.00 ct



ET-31 Cast
Martini Screw Post
14ky & w, 4mm to 8mm
Requires ET-10 Nut sold separately

4-PRONG ROUND



EF-36 Die-struck
Light Weight 4 Prong
Pre-Cut
14ky & w .05 ct to 2.00 ct



EF-35 Die-struck
4-Prong Regular Weight
14ky & w .01 ct to 1.00 ct



EF-37 Cast
4 Double Prong Wire
14ky & w .10 ct to .75 ct



EF-38M Cast
4 Prong Light Weight
Metal Mold
14ky & w 2mm to 10mm



EF-38L Cast
4 Prong Wire Setting
Low & Light
14ky & w .05ct to 3.00 ct



EF-38 Cast
4 Prong Wire Setting
14ky & w .03 ct to 4.00 ct
18ky & w Plat.
.10 ct to 3.00 ct



EF-138 Cast
4 Prong Wire Setting
with 1 Diam. Accent
14ky & w .20 ct to 2.00 ct



EF-338 Cast
4 Prong Wire Setting
with 3 Diam. Accents
14ky & w .20 ct to 1.50 ct



EF-49 Cast
Four Prong Wire Setting
14kw 7mm



EF-IS10 Cast
4 Prong Illusion
14kw .05 ct to .25 ct



EF-39 Die-struck
4 Prong illusion
14ky & w .005 ct to .10ct



EF-41 Cast
4 Prong Martini
14ky & w 2.5mm to 8mm



EF-44 Cast
4 Prongs Split
at the Base
14kw 4mm to 9mm



EF-164 Die-struck
4 Prong Martini Earrings
14ky & w .15 ct to 2.50 ct



ET-23 Die-struck
4 Prong
Push on Screw off
14ky & w .05 ct to .50 ct
Requires ET-18 Nut sold separately



ET-19 Die-struck
4 Prong
with Light Screw Post
14ky & w .05 ct to .50 ct
Requires ET-12 & ET-13 Nut sold separately



ET-38 Cast
4 Prong Lt. Wt. Screw Post
14ky & w
.03 ct to 3.00 ct
Requires ET-9N, & ET-12N & ET-13 Nut Sold separately



ET-20 Die-struck
4 Prong with Standard
Screw Post
14ky & w .05 ct to 1.00 ct
Requires ET-10 Nut sold separately



ET-22 Cast
4 Prong with
Standard Screw Post
14ky & w .03 ct to 4.00 ct
18ky & w .05 ct to 3.00 ct
Requires ET-10 Nut sold separately



ET-22J Cast
Lightweight
4 Prong Screw Post
14ky & w .05 ct to 3.00 ct
Plat .15 ct to 3.00 ct
Requires ET-10 Nut sold separately



6-PRONG ROUND



EF-46 Die-struck
6 Prong Flat Back
14ky & w .05 ct to 2.00 ct



EF-48 Die-struck
6 Prong Pre-cut
14ky & w .50 ct to 2.00 ct



EF-47 Die-struck
6 Prong Round Back
14ky & w .05 ct to 1.00 ct



EF-45 Cast
6 Prong Wire
14ky & w .10 ct to 3.00 ct



EF-42 Die-struck
6 Prong Buttercup
14ky .01 ct to 1.00 ct
14kw .02 ct to 1.00 ct

6-PRONG ROUND, CONT'D



ET-25 Die-struck
6 Prong w/ Light Weight
Screw Post
14ky & w .05 ct to .50 ct
(Requires ET-12 Nut; ET-13 Nut)



ET-24 Die-Struck
6 Prong with
Standard Screw Post
14ky & w .10 ct to 1.00 ct
(Requires ET-10 Nut)



ET-47 Cast
6 Prong Wire with
Standard Screw Post
14ky & w .10 ct to 3.00 ct
(Requires ET-10 Nut)



ET-26 Die-Struck
Buttercup w/ Standard
Screw Post
14ky & w .05 ct to .50 ct
(Requires ET-10 Nut)

8-PRONG ROUND



EF-57 Cast
8 Prong Wire
14ky & w .20 ct to 2.00 ct



ET-30 Cast
8 Prong Wire w/standard
screw post
14ky & w .20 ct to 2.00 ct
(Requires ET-10 Nut)

CLUSTER ROUND



EFCS-8
14kw .22ct tw
Cast 8 Stone Cluster Earrings
1x .017 ct
8x .025ct



EFCS-10
14kw 1.36 ct tw
Cast 7 Stone Cluster Earrings
1x .22ct
6x .19ct



EF-52 Die-Struck
7 Stone 14ky & tt
.01 ct, .02 ct, .03 ct



EF-99 Cast
Rd. Cluster
14ky & w
1-.25 ct, 8-.02 ct
1-.50 ct, 12-.02 ct
1-.75 ct, 12-.03 ct
1-1.00 ct, 12-.03 ct

CHANNEL ROUND



EF-RCH Cast
Channel Set Rd.
14ky & w
.05 ct, .10 ct, .15 ct,
.25 ct, .50 ct, .75 ct

OVAL



EF-61 Cast
Oval 4 Prong Standard Wire
14ky & w 4 x 3mm to 14 x 10mm



EF-90 Cast
Oval Earrings with
1 Diam. accent
14ky & w 5 x 3mm to 10 x 8mm



EF-91 Cast
Oval Earrings with
3 Diam. accents
14ky & w 5 x 3mm to 10 x 8mm



EF-98 Cast
Oval Cluster Earrings
14ky & w 6 x 4mm
to 10 x 8mm

PEAR SHAPE



EF-60 Cast
Pear Shape V-Prong
14ky & w 3.5 x 2.5 mm
to 12 x 8mm



EF-160 Cast
Pear Shape V-Prong w/
1 Diam. accent
14ky & w 5 x 3mm to 10 x 7



EF-360 Cast
Pear Shape V-Prong w/
3 Diam. accents
14ky & w 5 x 3mm to 10 x 7

CHANNEL PEAR SHAPE



EF-PCH Cast
Pear Shape Channel Set Earring
No Post
14ky & w .25 ct, .50 ct,
.75 ct, 1.00 ct

CHANNEL EMERALD CUT



EF-ECH Cast
Emerald Cut Channel Set Earring
14ky & w, 5 x 3mm,
6 x 4mm, 7 x 5mm

EMERALD CUT SHAPE



EF-62 Cast
Emerald Cut
4 Prong Standard Wire
14ky & w 6 x 4mm to
14 x 10mm



EF-92 Cast
Emerald Cut 4 prong
Standard Wire
with 1 Diam. accent
14ky & w
6 x 4mm to 14 x 10mm



EF-97 Cast
Emerald Cut 4 prong
Standard Wire with
3 Diam. accents
14ky & w
6 x 4mm to 14 x 10mm

SQUARE SHAPE



EF-64 Cast
Square 4-Prong Wire
14ky & w
2 x 2mm to 8.5 x 8.5mm



EF-63 Cast
Square 4-Prong wire
14ky & w 2 x 2mm to
10 x 10mm



EF-156 Cast
V-End Square Earring
14ky & w 2.5 x 2.5mm
to 6.5 x 6.5mm



EF-163 Cast
4 Prong Martini Earring
14ky & w 2.5 to 8mm



EF-164 Die-Struck
4-Prong Martini Earring
14ky & w 2.75 x 2.75mm
to 5.5 x 5.5mm

SQUARE THREADED POST



ET-156 Cast
V-end Square Earring
with threaded post
2 x 2 to 6.5 x 6.5
(Requires ET-10 Nut.)
14ky & w



ET-64 Cast
Square 4 Prong Wire
14ky & w
2 x 2mm to 8.5 x 8.5mm
Plat 3.5 x 3.5 to 7 x 7

TRIANGLE SHAPE



EF-66 Cast
Triangle 6-Prong
14ky & w 4mm to
9.5mm

All 14K gold castings available, by special order,
in 18 KY & W Platinum. Consult price list for
sizes available in the various metals listed

HEART SHAPE



EF-65 Cast
Heart Shape V-Prong
14ky & w 3 x 3mm to
10 x 10mm



EF-165 Cast
Heart Shape
V-Prong with 1 Diam. Accent
14ky & w
3 x 3mm to 10 x 10mm



EF-365 Cast
Heart Shape
V-Prong with 3 Diam. Accent
14ky & w
3 x 3mm to 10 x 10mm

MARQUISE SHAPE



EF-84 Cast
Marquise 4 Prong Wire
14ky & w 7 x 3 to 11 x 5mm

KIDNEY WIRES



EW-16
Kidney Wire
14kw, s/s
DISCONTINUED

TOP WIRES



EW-23 Earring Top Wire
14y



EW-24 Flat Top Wire
14ky & w, 1/2", 9/16", 3/4"



EW-24C Catch 14ky & w

EW-24J Joint 14ky & w




EW-26 Top Wire with joint
14ky 12mm, 14mm, 16mm, 18mm



EW-26C Catch 14ky

SHEPHERD WIRES




 **EW-28**
Shepherd Hook Wire
14ky & w



EW-29
Shepherd Hook Wire
Balled & Looped
14ky & w .027
18ky & w



 **EW-31** Cast
14ky & w
31/1 - 6-.01 ct
31/2 - 5-.02 ct
31/3 - 5-.03 ct



EW-32/2
Shepherd Hook Wire
s/s



EW-32/1
Shepherd Hook Wire
14 ky



EW-34/1
Shepherd Hook
w/ 4mm Ball
14ky, s/s
DISCONTINUED

LEVER BACKS



EW-83
Lever Back w/ Ring
14ky & w, YGF, s/s



EW-87
Lever Back w/Ring
14ky & w Pink
18ky & w Pink
Plat.

LEVER BACKS, CONT'D



EW-86
Lever Back w/ Fleur de Lis
14ky & w



EW-86LG
Lever Back w/ Fleur de Lis
14ky & w




EW-89
Lever Back
14ky & w, 18ky & w



EW-76
Lever Back w/Pearl Cup
14ky 3,4,5mm



 **EW-7687** Cast
Lever Back Earrings for
Pearl & Stones
14kw 7-8mm, 1-.08 ct 4-.03 ct
14kw 8-10mm, 1-.15 ct 4-.03 ct
14kw 11-12mm, 1-.20 ct 4-.03 ct



EW-79
S-Clip Lightweight
14ky & w



EW-80
S-Clip Regular Weight
14ky, w & Pink
18ky w & Pink
Plat.



EW-81
S-Clip x-lg Regular Weight
14ky & w, 18ky & w



EW-72
European Back Large
14ky



EW-73 Cast
Small European Earring Back
14ky & w
Also available light weight
EW-73L 14ky & w




EW-74 Cast
Medium European Earring Back
14ky & w





EW-75 Cast
Large European Earring Back
14ky & w


All 14K gold castings available, by special order,
in 18 KY & W Platinum. Consult price list for
sizes available in the various metals listed

LEVER BACKS, CONT'D


- 


EW-90 Cast
14ky & w
8 - .005ct
6 - .01ct
4 - .02ct
- 

EW-22 Cast
Lever Back w/ 4-prong
Round Wire Basket setting
14ky & w .10 ct to 1.50 ct
- 

EW-BZ Cast
Lever Back w/ Airline Bezel
14ky .10 ct to 1.00 ct
- 

EW-100 Cast
Lever Back with 4-prong
Pear Shape Wire setting
14ky 6 x 4mm, 7 x 5mm,
9 x 6mm
- 

EW-112 Cast
Lever Back with 4-prong
Oval Wire setting
14ky 6 x 4mm, 7 x 5mm,
8 x 6mm
- 

EW-115 Cast
Lever Back with 4-prong
Emerald Cut Wire setting
14ky 6 x 4mm, 7 x 5mm,
8 x 6mm
- 

EW-143 Cast
Lever Back with 4-prong
Heart Shape Wire setting
14ky 5 x 5mm, 6 x 6mm,
7 x 7mm

CAST PADS FOR EAR CLIPS

- 

ECP-1
14ky & w
- 

ECP-2
14ky & w
- 

ECP-3
14ky & w

CLIP BACKS

- 

EC-42B
Clip Back
14ky & n/s
- 

EC-42J
Joint
14ky & n/s
- 


EC-27 SM
Clip Back with pad
14ky & w
- 

EC-28 MED
Clip Back with pad
14ky & w
- 


EC-29 LG
Clip Back with pad
14ky & w

OMEGA CLIPS

- 

EC-5
Light Weight
Omega Clip wire
Small 14ky & w
- 

EC-6
Light Weight
Omega Clip wire
Med 14ky & w
- 

EC-7
Light Weight
Omega Clip wire
Large 14ky & w
- 

EC-JOINT
Joint for EC-5,6,7
14ky & w
- 

EC-10
Regular Weight
Omega Clip Sm.
14ky & w, 18ky & w, Plat.,s/s
- 


EC-11
Regular Weight
Omega Clip Med.
14ky & w,
18ky & w, Plat, s/s

- 


EC-12
Regular Weight
Omega Clip Lg.
14ky & w,
18ky & w, Plat, s/s

- 

EC-13
Regular Weight
Omega Clip X-Lg.
14ky & w, 18ky
DISCONTINUED

- 


EC-LUG
14ky & w, 18ky & w

- 

EC-20/1
Rivet
14ky & w

- 

EC-10 Wire
Regular Weight
Omega Wire Sm.
14ky & w, 18ky & w

- 

EC-11 Wire
Regular Weight
Omega Wire Med.
14ky & w, 18ky & w

- 

EC-12 Wire
Regular Weight
Omega Wire Lg.
14ky & w, 18ky & w

- 

EC-13 Wire
Regular Weight
Omega Wire X-Lg.
14ky & w, 18ky
DISCONTINUED

All 14K gold castings available, by special order, in 18 KY & W Platinum. Consult price list for sizes available in the various metals listed

OMEGA CLIPS, CONT'D.



EC-90 SM.
Earring Clip Light Weight
14ky, w & pink
DISCONTINUED



EC-91 MED.
Earring Clip Light Weight
14ky, w & pink
DISCONTINUED



EC-92 LG.
Earring Clip Light Weight
14ky, w & pink
DISCONTINUED



EC-60 Cast
Heavy Weight Clip Sm.
14 ktt, 18 ktt



EC-61 Cast
Heavy Weight Clip Med.
14 ktt, 18 ktt



EC-62 Cast
Heavy Weight Clip Lg.
14 ktt, 18 ktt



EC-53
Fancy Clip Sm.
14 ktt, 18 ktt



EC-54
Fancy Clip Med.
14 ktt, 18 ktt



EC-55
Fancy Clip Lg.
14 ktt, 18 ktt



EC-50 Cast
European Design Clip Sm
14ky & w, 18ky & w



EC-51 Cast
European Design Clip Med.
14ky & w, 18ky & w



EC-52 Cast
European Design Clip Lg.
14ky & w, 18ky & w



EC-63 Cast
Lightweight Clip Sm.
14ky & w, 18ky & w



EC-64 Cast
Lightweight Clip Med.
14ky & w, 18ky & w



EC-65 Cast
Lightweight Clip Lg.
14ky & w, 18ky & w



GRIPPERS

CUSHIONS FOR OMEGAS



MED.



SM.

FRENCH BACKS



EW-50
Med. Weight w/ Soldering Pad
14ky & w, s/s
DISCONTINUED



EW-56
Med. Weight w/ Pearl Cup
14ky 4mm, 5mm
14kw 4mm
DISCONTINUED

Weight Conversions

To Convert from	Multiply By
Wax to 14kt	13
Wax to 18kt	14.8
Wax to Plat	22
Silver to 14kt	1.30
Silver to 18kt	1.48
Silver to Plat	2.21
10kt to 18kt	1.30
10kt to Plat	1.93
14kt to 10kt	.88
14kt to 18kt	1.14
14kt to Plat	1.7
18kt to 14kt	.88
18kt to Plat	1.50
Plat to 14kt	.59
Plat to 18kt	.67
DWT to Gram	1.555
Gram to DWT	.643
Kilogram to Troy Ounces	32.15

Gold's many unique properties have secured it a central role in history and human development. Gold is a remarkable, rare metal, with an unparalleled combination of chemical and physical properties. It is the only yellow metal and bears its name from the Old English word for yellow, 'geolu'. It is also the only metal that forms no oxide film on its surface in air at normal temperatures, meaning that it will never rust or tarnish.


All 14K gold castings available, by special order, in 18 KY & W Platinum. Consult price list for sizes available in the various metals listed


EARRING JACKETS

-  **EJ-11** Cast
14ky & 14kw
8 - .05 ct
-  **EJ-12** Cast
14ky & w
10 - .02 ct
-  **EJ-12** Cast
14ky & w
10 - .03 ct
-  **EJ-12** Cast
14ky & w
10 - .05 ct
-  **EJ-13** Cast
14ky & w
12 - .01 ct
-  **EJ-13** Cast
14ky & w
12 - .02 ct
-  **EJ-13** Cast
14ky & w
12 - .03 ct
-  **EJ-24** Cast
8 - .06 ct
14ky & w
-  **EJ-25** Cast
14ky & w
10 - .01 ct
-  **EJ-25** Cast
14ky & w
10 - .05 ct
-  **EJ-26/1** Cast
14ky & w
14 - .02 ct
-  **EJ-26/3** Cast
14ky & w
14 - .04 ct

-  **EJ-26/5** Cast
14ky & w
14 - .06 ct
-  **EJ-27** Cast
14ky & w
8 - .01 ct
-  **EJ-27** Cast
14ky & w
8 - .02 ct
-  **EJ-28** Cast
14ky & w
4 - .01 ct
-  **EJ-28** Cast
14ky & w
4 - .03 ct
-  **EJ-29** Cast
14ky & w
6 - .005 ct
-  **EJ-29** Cast
14ky & w
6 - .02 ct
-  **EJ-29** Cast
14ky & w
6 - .04 ct
-  **EJ-31** Cast
14ky & w
15 - .02 ct
-  **EJ-32** Cast
14ky & w
12 - .02 ct

-  **EJ-SQ-4 MM** Cast
14ky & w
12 - .03 ct
-  **EJ-SQ-5 MM** Cast
14ky & w
12 - .03 ct
-  **EJ-SQ-6 MM** Cast
14ky & w
16 - .03 ct
-  **EJ-7/25** Cast
14kw, .25-13-.01ct
- EJ-7/50** Cast
14kw, .50-15-.01ct
- EJ-7/75** Cast
14kw, .75-16-.01ct
- EJ-7/100** Cast
14kw, 1.00-18-.01ct
- EJ-7/150** Cast
14kw, 1.50-20-.01ct
- EJ-7/200** Cast
14kw, 2.00-22-.01ct

-  **EJ-8/25** Cast
14kw, .25-11-.02ct
- EJ-8/50** Cast
14kw, .50-12-.02ct
- EJ-8/75** Cast
14kw, .75-13-.02ct
- EJ-8/100** Cast
14kw, 1.00-14-.02ct
- EJ-8/150** Cast
14kw, 1.50-16-.02ct
- EJ-8/200** Cast
14kw, 2.00-17-.02ct

-  **EJ-9/25** Cast
14kw, .25-9-.03ct
- EJ-9/50** Cast
14kw, .50-11-.03ct
- EJ-9/75** Cast
14kw, .75-12-.03ct
- EJ-9/100** Cast
14kw, 1.00-13-.03ct
- EJ-9/150** Cast
14kw, 1.50-14-.03ct
- EJ-9/200** Cast
14kw, 2.00-15-.03ct

-  **EJ-10/25** Cast
14kw, .25-8-.05ct
- EJ-10/50** Cast
14kw, .50-9-.05ct
- EJ-10/75** Cast
14kw, .75-10-.05ct
- EJ-10/100** Cast
14kw, 1.00-11-.05ct
- EJ-10/150** Cast
14kw, 1.50-12-.05ct
- EJ-10/200** Cast
14kw, 2.00-13-.05ct

-  **EJ-11/25** Cast
14ky & w, .25-7-.10ct
- EJ-11/50** Cast
14ky & w, .50-8-.10ct
- EJ-11/75** Cast
14ky & w, .75-9-.10ct
- EJ-11/100** Cast
14ky & w, 1.00-10-.10ct
- EJ-11/125** Cast
14ky & w, 1.25-10-.10ct
- EJ-11/150** Cast
14ky & w, 1.50-11-.10ct
- EJ-11/200** Cast
14ky & w, 2.00-11-.10ct

All 14K gold castings available, by special order, in 18 KY & W Platinum. Consult price list for sizes available in the various metals listed

CAST EARRINGS



CE-10/1
Channel Earring
14ky & 14kw 7 - .03 ct



CE-47
XO Earrings
14ky & 14kw 5 - .05 ct



CE-47
XO Earrings
14ky & 14kw 5 - .10 ct



CE-33
3 stone earring mounting
14ky & w .12ct TW to
.99 ct TW



CE-44
4 stone earring mounting
14ky & w .12 ct TW to
.40 ct TW



CE-34
14ky & w



CE-333
3 stone & pearl
earring mounting
14ky & w 3 - .10 ct 6mm
pearl cup



CE-40
14ky & w Left & Right
10 - .025 ct



CE-80
14ky & w Left & Right
8mm x 4mm; 7 - .01 ct
DISCONTINUED



CE-43
Flower earring
14ky & w



EF-424 Cast
Moon Earrings no post
14kw 3-.01 ct



EF-468 Cast
Star Earrings no post
14kw 6-.01 ct



EF-444
14kw Square Earring
4 - 2 x 2



EF-445
14kw Round Stone Earring
1 - .025ct
4 - .06ct



EF-433
14kw Round Stone Earring
1 - .25ct
11 - .015ct



EF-438
14kw Round Stone Earring
.15ct tw - 1x5mm



EF-520 Cast
Leaves Earrings no post
14ky & w



EF-521 Cast
Leaves Earrings no post
14ky & w, 32-.005 ct



EF-522 Cast
Leaves Earrings no post
14ky & w, 24-.01 ct



EF-523 Cast
Leaves Earrings no post
14ky & w, 28-.01 ct



EF-524 Cast
Leaves Earrings
14ky & w, 39-.075 ct



EF-525 Cast
Leaves Earrings
14ky & w, 39-1.25 ct



CE-200
14ky 10 x 8

DISCONTINUED



CE-200
14ky 12 x 10

DISCONTINUED



CE-201
14ky 10 x 8

DISCONTINUED




CE-201
14ky 12 x 10


DISCONTINUED

No one is completely sure where gold comes from. The relative average abundance in our Solar System appears higher than can be made in the early universe, in stars, and even in typical supernova explosions. Some astronomers now suggest that neutron-rich heavy elements such as gold might be most easily made in rare neutron-rich explosions such as the collision of neutron stars. Since neutron star collisions are also suggested as the origin of short duration gamma-ray bursts, if you own some gold it is possible that you have a souvenir from one of the most powerful explosions in the universe.


All 14K gold castings available, by special order, in 18 KY & W Platinum. Consult price list for sizes available in the various metals listed

SNAP ON BAILS

 **PB-30** Die-struck
14ky & s/s

 **PB-32** Die-struck
14ky & w, s/s, ygf

 **PB-34** Die-struck
14ky & w

 **PB-40** Die-struck
14ky & w, s/s, ygf

 **PB-44** Die-struck
14ky & w

DIE-STRUCK BAILS

 **PB-25/1** Die-struck
14ky & w

 **PB-25/2** Die-struck
14ky & w

 **PB-25/3** Die-struck
14ky & w

 **PB-25/4** Die-struck
14ky & w

 **PB-25/5** Die-struck
14ky & w


 **PB-25/6** Die-struck
14ky


CAST BAILS


 **PB-76** Cast
14ky & w

 **PB-77** Cast
14ky & w

 **PB-78** Cast
14ky & w

 **PB-79** Cast
14ky & w

 **PB-80** Cast
14ky & w


 **PB-81** Cast
14ky & w


 **PB-82** Cast
14ky


 **PB-83** Cast
14ky & w

 **PB-84** Cast
14ky & w

 **PB-85/1** Cast
14ky & w

 **PB-85** Cast
14ky & w, 18ky & w

 **PB-86** Cast
14ky & w, 18ky & w

 **PB-92** Cast
2 - .03 ct, 2 - .025 ct, 1 - .02 ct
14ky & w, 18ky & w, Plat.

 **PB-93** Cast
Pendant Bail for Stones
14ky & w 6-.02 ct

 **PB-94** Cast
Pendant Bail for Stones
14ky & w 5-.03 ct

 **PB-95** Cast
Pendant Bail for Stones
14ky & w 4-.015 ct

RABBIT EAR BAILS

 **PB-10/1** Die-struck
14ky & w


 **PB-10/2** Die-struck
14ky & w, 18ky & w

 **PB-10/3** Die-struck
14ky & w

 **PB-13/1** Die-struck
14ky & w

 **PB-13/2** Die-struck
14ky & w


 **PB-13/3** Die-struck
14ky & w


 **PB-16/1** Die-struck
14ky & w

 **PB-16/2** Die-struck
14ky & w, 18ky & w, Plat.

 **PB-16/3** Die-struck
14ky & w, 18ky & w, Plat.


 **PB-16/5** Die-struck
14ky & w, 18ky & w, Plat.

 **PB-20** Die-struck
14ky & w

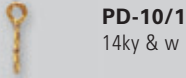
 **PB-60**
Cast 3 stone cluster
14ky & w, .02 ct to .07 ct

In the 14th century, the Incas, who considered gold "the sweat of the sun," conquered the Chimu Empire and made Chimu goldsmiths cover every inch of their Temple of the Sun's walls in gold.

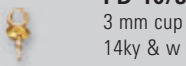
PEARL DROPS



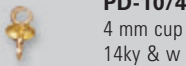
PD-8
6 mm cup
14ky



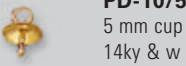
PD-10/1
14ky & w



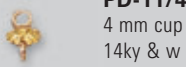
PD-10/3
3 mm cup
14ky & w



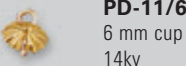
PD-10/4
4 mm cup
14ky & w



PD-10/5
5 mm cup
14ky & w



PD-11/4
4 mm cup
14ky & w



PD-11/6
6 mm cup
14ky



PD-14/4
4 mm cup
14ky
DISCONTINUED



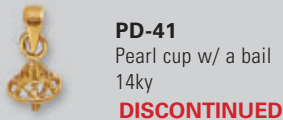
PD-15/4
4 mm cup
14ky
DISCONTINUED



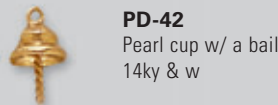
PD-15/6
6 mm cup
14ky
DISCONTINUED



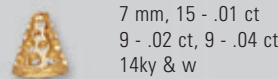
PD-40
Pearl cup w/ a bail
14ky
DISCONTINUED



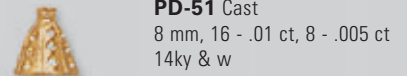
PD-41
Pearl cup w/ a bail
14ky
DISCONTINUED



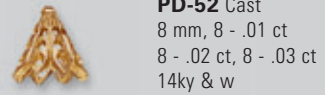
PD-42
Pearl cup w/ a bail
14ky & w



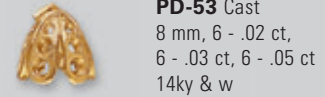
PD-50 Cast
7 mm, 15 - .01 ct
9 - .02 ct, 9 - .04 ct
14ky & w



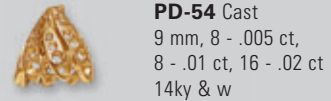
PD-51 Cast
8 mm, 16 - .01 ct, 8 - .005 ct
14ky & w



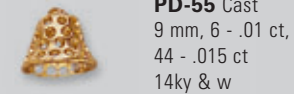
PD-52 Cast
8 mm, 8 - .01 ct
8 - .02 ct, 8 - .03 ct
14ky & w



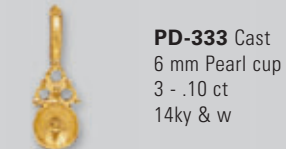
PD-53 Cast
8 mm, 6 - .02 ct,
6 - .03 ct, 6 - .05 ct
14ky & w



PD-54 Cast
9 mm, 8 - .005 ct,
8 - .01 ct, 16 - .02 ct
14ky & w



PD-55 Cast
9 mm, 6 - .01 ct,
44 - .015 ct
14ky & w



PD-333 Cast
6 mm Pearl cup
3 - .10 ct
14ky & w

Gold is so heavy that one cubic foot of it weighs half a ton. Gold is six to seven times heavier than other materials that equal its size. The largest gold nugget found in the U.S. weighed 195 pounds; it came from California.

All 14K gold castings available, by special order, in 18 KY & W Platinum. Consult price list for sizes available in the various metals listed

4 PRONG PENDANTS



PE-10 Die-struck
4 prong
14ky & w .02 ct to 2.00 ct



PE-13 Cast
4 prong round wire
14ky & w .05 ct to 6.00 ct
Plat .25 ct to 3.00 ct



PE-113 Cast
4 prong round wire
w/ 1 diam. accent
14ky & w .20 ct to 2.00 ct



PE-313 Cast
4 prong
w/ 3 diam. accents
14ky & w .20 ct to 2.00 ct



PE-12 Die-struck
4 prong illusion
14 ktt & w .005 ct to .10 ct

6 PRONG PENDANTS



PE-26 Die-struck
6 prong
14ky & w .02 ct to 2.00 ct



PE-45 Cast
6 prong round wire
14ky & w .10 ct to 3.00 ct



PE-14 Die-struck
6 prong buttercup
14ky & w .02 ct to 1.00 ct

CLUSTERS




PE-28 Die-struck
7 stone cluster
14ky & tt
.01 ct
.02 ct
.03 ct



PE-160 Cast
14ky & w
1 x .25 ct, 3 x .01 ct
1 x .50 ct, 3 x .01 ct
1 x .75 ct, 3 x .01 ct
1 x 1.00 ct, 3 x .01 ct



 **PE-2725 TO 27200** Cast
Round Cluster 14kw
PE-2725, .25-11-.02 ct
PE-2735, .35-11-.02 ct
PE-2750, .50-12-.02 ct
PE-2775, .75-13-.02 ct
PE-27100, 1.00-14-.02 ct
PE-27150, 1.50-16-.02 ct
PE-27200, 2.00-17-.02 ct

BEZEL PENDANTS



PE-BZ Cast
Bezel w/Airline
14ky & w .20 ct to 2.00 ct



PE-DN Cast
Donut
14ky & w
.25 ct, .50 ct, .75 ct
1.00 ct, 1.50 ct, 2.00 ct

ROUND CHANNEL



PE-RCH Cast
Round Channel set
14ky & w
.12 ct, .20 ct
.25 ct, .38 ct, .50 ct
.62 ct, .75 ct, 1.00 ct

OVAL CHANNEL



PE-OCH Cast
Oval channel
14ky & w 5 x 3;
6 x 4; 7 x 5

OVAL PENDANTS



PE-53 Cast
4 prong light weight
14ky & w 6 x 4 to 12 x 10 mm



PE-50 Cast
4 prong regular weight
14ky & w
5 x 3.5 mm to 22 x 17 mm



PE-51 Cast
4 prong, 1 diam
14ky & w 4 x 3 mm
to 10 x 8 mm



PE-52 Cast
4 prong, 3 diam
14ky & w 6 x 4 mm to
11.5 x 9 mm




PE-85 Cast
Oval cluster
14ky & w
6 x 4, 10 - .01 ct
8 x 6, 12 - .03 ct



PE-98 Cast
Oval cluster
14ky & w 6 x 4 mm
To 10 x 8 mm



 **PE-99** Cast
Oval Cluster 14kw
5 x 3mm to 12x10mm

Karat Weight Conversions

To Convert from	To	Multiply By
14K	10K	.888
14K	18K	1.153
14K	22K	1.350
14K	24K	1.480
14K	Plat	1.652
14K	Sterling	.782
14K	Palladium	.920
Conversions are approximate		

Following the fall of the Roman Empire, the mining and production of gold was halted for nearly 1000 years until the Spanish discovered America in 1492.

All 14K gold castings available, by special order, in 18 KY & W Platinum. Consult price list for sizes available in the various metals listed

FANCY OVAL PENDANTS



PE-200 Cast
Fancy Oval 14ky
10 x 8, 12 x 10, 14 x 10,
16 x 12, 18 x 13, 20 x 15
DISCONTINUED



PE-201 Cast
Fancy Oval 14ky
10 x 8, 12 x 10, 14 x 10,
16 x 12, 18 x 13, 20 x 15
DISCONTINUED

PEAR SHAPE PENDANTS



PE-46 Cast
Light weight "V" Prong
14ky & w 6 x 4 to 16 x 12



PE-47 Cast
Regular weight 4 Prong
14ky & w
4.5 x 2.5 mm
to 22 x 14 mm



PE-48 Cast
4 Prong pear shape
w/ 1 diam. accent
14ky & w 5 x 3 mm to 10 x 7 mm



PE-49 Cast
"V" Prong pear shape
w/ 3 diam. accents
14ky & w 5 x 3.5 mm to 11 x 7 mm



PE-PCH Cast
Pear shape channel set
14ky & w .25 ct, .50 ct,
.75 ct, 1.00 ct

MARQUISE PENDANTS



PE-84 Cast
4 Prong regular weight
14ky & w
6.5 x 3 mm, 8 x 3.5 mm,
9 x 4 mm, 11 x 5 mm

EMERALD CUT PENDANTS



PE-54 Cast
Light weight emerald cut
14ky & w 6 x 4 mm to 14 x 10 mm



PE-55 Cast
Regular weight emerald cut
14ky & w
4.5 x 3.5 to 30 x 20 mm



PE-56 Cast
Regular weight w/ 1 diam. accent
14ky & w 6 x 4 mm to 10 x 8 mm



PE-57 Cast
Regular weight w/3 diam. accents
14ky & w
7.5 x 5 mm to 10.5 x 8 mm



PE-95 Cast
Emerald Cluster
14kw
5x3mm to 12x10mm



PE-96 Cast
Emerald Cut Cluster
14ky & w 6 x 4 mm
to 12 x 10 mm



PE-ECH Cast
Emerald Cut Channel Set
14ky & w 5 x 3; 6 x 4; 7 x 5

CUSHION PENDANTS



PE-6035 TO 6080 Cast
Cushion Pendant 14kw
PE-6035, 3.5-10-.02 ct
PE-6040, 4-10-.02 ct
PE-6045, 4.5-12-.02 ct
PE-6050, 5-12-.02 ct
PE-6055, 5.5-12-.02 ct
PE-6060, 6-14-.02 ct
PE-6065, 6.5-16-.02 ct
PE-6070, 7-16-.02 ct
PE-6080, 8-18-.02 ct

SQUARE PENDANTS



PE-156 Cast
V-end square shape pendant
14ky & w .10 ct to .65 ct



PE-157 Cast
4 Prong wire basket
14ky & w .20 ct to .75 ct



PE-163 Cast
4 Prong flat wire basket
14ky & w 3 mm to 5 mm



PE-6157 Cast
Square Cut Cluster 14kw
3.5mm-12-.02 ct
4mm-12-.02 ct
4.5mm-12-.02 ct
5.5mm-12-.02 ct
6mm-16-.02 ct
8mm-20-.02 ct

HEART SHAPE PENDANTS



PE-65 Cast
V-end heart shape wire setting
14ky & w 3 x 3 mm to
10 x 10 mm



PE-165 Cast
V-end heart shape wire setting
w/ 1 diam. accent
14ky & w 3 x 3 mm to
10 x 10 mm



PE-365 Cast
V-end heart shape wire setting
w/ 3 diam. accents
14ky & w .3 x 3 mm to
10 x 10 mm



PE-70/1 Cast
Heart Shape
14ky & w 1 - .02 ct rd.



PE-70/8 Cast
Heart Shape
14ky 8 - .01 ct rd.



PE-71 Cast
Heart Shape
14ky 19 - .01 ct rd.



PE-72/1 Cast
Heart Shape
14ky & w 16 - .01 ct rd.



PE-72/3 Cast
Heart Shape
14ky & w 16 - .015 ct rd.



PE-72/5 Cast
Heart Shape
14ky & w 16 - .03 ct rd.



PE-72/8 Cast
Heart Shape
14ky & w 16 - .06 ct rd.



PE-72/12 Cast
Heart Shape
14ky & w 16 - .03 ct rd.

*All 14K gold castings available, by special order,
in 18 KY & W Platinum. Consult price list for
sizes available in the various metals listed*

HEART SHAPE PENDANTS, CONT'D



PE-73/2 Cast
Heart Shape
14ky & w 18 - .02 ct rd.



PE-73/3 Cast
Heart Shape
14ky & w 22 - .02 ct rd.



PE-74/1 Cast
Heart Shape
14ky & w 20 - .01 ct rd.



PE-74/4 Cast
Heart Shape
14ky & w 20 - .03 ct rd.



PE-74/8 Cast
Heart Shape
14ky & w 20 - .05 ct rd.



PE-75 Cast
Heart Shape
14ky & w 20 - .05 ct rd.



PE-75 Cast
Heart Shape
14ky & w 21 - .07 ct rd.



PE-75 Cast
Heart Shape
14ky & w 22 - .10 ct rd.



PE-75 Cast
Heart Shape
14ky & w 27 - .13 ct rd.



PE-76 Cast
Heart Shape
14ky & w 20 - .10 ct rd.



PE-78 Cast
Heart Shape
14ky & w 15 - .02 ct rd.



PE-78 Cast
Heart Shape
14ky & w 15 - .03 ct rd.
DISCONTINUED



PE-78 Cast
Heart Shape
14ky & w 15 - .05 ct rd.
DISCONTINUED



PE-9082 Cast
Heart Shape
14ky & w 25 - .05 ct rd.

All the gold that makes up earrings and cufflinks and electronics components today originated in space: According to a 2011 paper in the journal Nature, a meteor bombardment nearly 4 billion years ago brought 20 billion tons of a gold-and-precious-metal-rich space rock to Earth. Tracing gold's origin back even further takes us into deep space. A 2013 study in The Astrophysical Journal Letters found that all of the gold in the universe was likely birthed during the collisions of dead stars known as neutron stars.



PE-77 Cast
Heart Shape
14ky 50 - .01 ct rd.



PE-79 Cast
Heart Shape
14y & w 18-.03ct



PE-7694 Cast
Heart Shape
14ky 50 - .03 ct rd.
DISCONTINUED

Birthstones

January	Garnet
February	Amethyst
March	Aquamarine
April	Diamond (cz)
May	Emerald
June	Alexandrite
July	Ruby
August	Peridot
September	Sapphire
October	Rose Zircon
November	Topaz
December	Blue Zircon

All 14K gold castings available, by special order, in 18 KY & W Platinum. Consult price list for sizes available in the various metals listed

CAST FANCY PENDANTS



PE-352 cast
3 stone pendant
50 ctw 14ky & w
1 - .10 ct
1 - .15 ct
1 - .25 ct



PE-353 cast
14ky & w
3 - .15 ct
3 - .25 ct
3 - .35 ct
3 - .50 ct

DISCONTINUED



PE-370
3 stone pendant
14ky & w .25 ct - 2.00 ct



PE-400
Horse shoe pendant sm.
12 - .015 ct
14ky & w



PE-401
Horse shoe pendant med.
18 - .015 ct
14ky & w



PE-402
Horse shoe pendant lg.
25 - .015 ct
14ky & w



PE-410
.10 ct
14ky & w



PE-412
.12ct
14ky & w



PE-413
.50 ct
14ky & w



PE-415
.05 ct
14ky & w



PE-416
.02 ct
14ky & w



PE-417
.18 ct
14ky & w



PE-418
.20 ct
14ky & w



PE-419
.15ct
14ky & w



PE-420
6 - .01 ct
14ky & w



PE-421 SM
.05 ct
14ky & w



PE-422 LG
.05 ct
14ky & w



PE-425
Pearl peg
14ky & w



PE-430
.25 ct
14ky & w



PE-501
14kw .12tw
4 - .025 ct
4 - .006 ct
9 x 7



PE-502
14kw .12tw
11 x 9 1/2
8 x .004 ct



PE-5764
14kw .59tw
12 - .03 ct
4 - .05 ct
3 x .01 ct



PE-5767
14kw .56 tw
33 - .008 ct
1 - .30 ct



PE-9898
Cast Bez w/Rings
14ky
3 x 3 to 5 x 5

CAST SLIDES



SL-90
Pear shaped slide
.05 ct, .15 ct,
.25 ct,
rd stone
14ky & w



SL-100
Round shaped slide
.05 ct to 2.00 ct
14ky & w



SL-101 - HVY.
Round shaped slide
.05 ct to 1.00 ct
14ky & w



SL-121
.33 ct tw
14w 1 - .15 ct
36 - .005 ct



SL-125
.15 ct to 2.00 ct
rd. stone
14ky & w



SL-156
V-end
Square Slide
2.5 mm to 7mm
14ky & w



SL-311
Cast
14ky & w .25ct
tw-1.00ct tw



SL-104 Cast
14kw
26 - .015 ct



SL-111 Cast
14kw
22 - .05 ct



SL-107 Cast
14kw
26 - .03 ct



SL-122
Cast
14kw
37 - .03 ct



SL-113 Cast
14kw
29 - .05 ct



SL-112 Cast
14kw
25 - .05 ct



SL-110 Cast
14kw
43 - .03 ct



SL-108 Cast
14kw
27 - .03 ct



SL-106 Cast
14kw
55 - .015 ct



SL-102/180
Cast
14kw
36 - .05 ct



SL-102/64
Cast
14kw
64 - .015 ct



SL-109 Cast
14kw
35 - .03 ct



SL-105 Cast
14kw
45 - .015 ct



SL-115 Cast
14kw
50 - .01 ct

CAST SLIDES



SL-312 Cast
3 stone round bezel slide
.50 ct TW, .75 ct TW,
1.00 ct TW
14ky & w



SL-356 Cast
3 stone square slide
2.5 - 3 - 3.5mm
3 - 3.5 - 4mm
14ky & w



SL-357 Cast
3 stone square slide
3 x 3mm
14ky & w



SL-370 Cast
3 stone slide
.25 ct TW to 2.00 ct TW
14ky & w



SL-371 Cast
3 stone snowman
slide with bars
.50 ct TW, 1.00 ct TW
14ky & w



SL-449 Cast
1 - .25 ct, 6 - .02 ct
14ky & w



SL-464 Cast
42 - .0075 ct
14ky & w



SL-467 Cast
16 - .01 ct
14ky & w



SL-469 Cast
11 - .025 ct
14ky & w



SL-470 Cast
15 - .01 ct
14ky & w



SL-520 Cast
Leaf Slide
14ky & w



SL-521 Cast
Leaf Slide
14ky & w, 32-.01 ct



SL-525 Cast
Leaf Slide
14ky & w, 39-.125 ct



SL-763
Cast slide
14kw 3 - .04 ct



SLCS-10 Cast
14kw
28 - .01 CT



SL-6510 Cast
14kw
27 - .01 ct



SL-6835 Cast
14w - .11 ct tw
1 - .04 ct
1 - .03 ct
1 - .02 ct
1 - .01 ct



SL-6836
Cast 14ky
1 - .03 ct



SL-7510
Cast 14ky
1 - .07 ct



SL-8697
Cast 14ky
20 - .05 ct



SL-8710
Cast 14ky
22 - .07 ct
DISCONTINUED



SL-4371
Cast 14ky
22 - .15 ct



SL-8707
26 - .01 ct
14ky & w



SL-8708
20 - .025 ct
14ky & w



SL-8709
24 - .02 ct
14ky & w

All 14K gold castings available, by special order, in 18 KY & W Platinum. Consult price list for sizes available in the various metals listed

CAST NECKLACES



CN-327 Cast
1 - .12 ct, 2 - .06 ct
14ky & w



CN-328 Cast
1 - .25 ct, 2 - .12 ct
14ky & w



CN-329 Cast
1 - .35 ct, 2 - .20 ct
14ky & w



CN-330 Cast
1 - .50 ct, 2 - .25 ct
14ky & w



CN-331 Cast
1 - .75 ct, 2 - .375 ct
14ky & w



CN-200/1-.25 ct
CN-200/2-.38 ct
CN-200/3-1.00 ct
Cast 14ky

A single ounce of gold can be drawn into a wire 60 miles long. Gold can be hammered so thin that sunlight can shine through it. Gold can be hammered into sheets so thin that a pile of them an inch high would contain more than 200,000 separate sheets.

BOY & GIRL CHARMS



PE-8201 Cast
14ky & w
Girl
DISCONTINUED



PE-8200 Cast
14ky & w
Boy
DISCONTINUED



PE-8196 Cast
14y Boy
Plain Suit & Cap



PE-8197 Cast
14y Girl
with Pocket Dress



PE-8198 Cast
14y Boy
w/ Heart Suit & Cap



PE-8199 Cast
14y Girl
w/ Heart Dress & Hair

All 14K gold castings available, by special order, in 18 KY & W Platinum. Consult price list for sizes available in the various metals listed

CHARMS



CH-40/1
14ky sm.



CH-40/2
14ky lg.



CH-45/1
14ky sm.
Faith, Hope & Charity



CH-45/2
14ky med.
Faith, Hope & Charity



CH-45/3
14ky lg.
Faith, Hope & Charity

CHARMS



CH-50/1
14ky sm.
Praying Hands



CH-50/2
14ky med.
Praying Hands



CH-50/3
14ky lg.
Praying Hands



CH-52/1
14ky with Serenity
Prayer on back



CH-52/2
14ky with Serenity
Prayer on back



CH-52/3
14ky with Serenity
Prayer on back

PUFFED HEARTS



PH-15
14ky
DISCONTINUED



PH-16
with design
14ky
DISCONTINUED



PH-20
14ky
DISCONTINUED



PH-25
14ky
DISCONTINUED



PH-55
14ky
DISCONTINUED



PH-60
14ky
DISCONTINUED

**HEART SHAPE
LOCKETS**



LOH-900
14ky



LOH-901
14ky



LOH-902
14ky



LOH-903
14ky & w



LOH-904
14ky & w



LOH-905
14ky & w



LOH-906
14ky



LOH-907
14ky
4 Pictures

**HEART SHAPE LOCKETS,
CONT'D**



LOH-908
14ky
DISCONTINUED



LOH-909
14ky



LOH-910
14ky



LOH-911
14ky
.01 ct diamond



LOH-912
14ky
.01 ct diamond



LOH-913
14ky
.01 ct diamond



LOH-914
14ky & w
.01 ct diamond



LOH-915
14ky
.01 ct diamond



LOH-916
14ky
.02 ct diamond
DISCONTINUED



LOH-918
14ky
.22 ct TW diamond



LOH-919
14ky
.22 ct TW diamonds
DISCONTINUED



LOH-920
14ky



LOH-921
14ky



LOH-922
14ky



LOH-923
14ky



LOH-924
14ky & w



LOH-927
14ky



LOH-928
14ky



LOH-929
14ky
DISCONTINUED



LOH-930
14 kw



LOH-931
14 kw



LOH-933
14 ky
4 pictures

HEART SHAPE LOCKETS CONT'D



LOH-936
14ky
DISCONTINUED



LOH-942
14 kw



LOH-943
14ky
DISCONTINUED



LOH-946
14ky



LOH-949
14ky



LOH-950
14ky



LOH-952
14ky



LOH-953
14ky



LOH-954
14ky



LOH-955
14ky & w



LOH-956
14 kw



LOH-960
14ky
DISCONTINUED



LOH-961
14ky
DISCONTINUED



LOH-970
14ky & w



LOH-973
14ky



LOH-974
14ky
4 pictures

OVAL SHAPED LOCKETS



LOO-800
14ky-Shiny



LOO-801
14ky-Shiny



LOO-802
14ky-Shiny



LOO-803
14ky & w-Shiny



LOO-804
14ky-Shiny



LOO-805
14ky-Shiny
4 pictures



LOO-806
14ky-Shiny
4 pictures

**OVAL SHAPED LOCKETS
CONT'D**



LOO-808
14ky



LOO-810
14ky
.01 ct diamond



LOO-811
14ky
.01 ct diamond



LOO-812
14ky
.01 ct diamond



LOO-821
14ky



LOO-822
14ky



LOO-823
14ky



LOO-824
14ky
4 pictures



LOO-825
14ky & w



LOO-826
14ky



LOO-827
14ky
4 pictures



LOO-830
14ky



LOO-834
14ky



LOO-835
14ky



LOO-836
14ky



LOO-837
14ky
1 - .01 ct Diam.



LOO-840
14ky



LOO-842
14ky & w



LOO-843
14ky
DISCONTINUED



LOO-844
14ky
4 pictures



LOO-846
14ky



LOO-848
14ky
4 pictures



LOO-852
14ky
4 pictures



LOO-853
14kw



LOO-860
14ky

ROUND SHAPED LOCKETS



LOR-701
14ky
DISCONTINUED



LOR-702
14ky



LOR-703
14ky



LOR-707
14ky
DISCONTINUED



LOR-710
14ky
.01 ct diamond



LOR-720
14ky



LOR-721
14ky



LOR-730
14ky
DISCONTINUED



LOR-731
14ky
DISCONTINUED



LOR-734
14ky



LOR-736
14ky

GENUINE AGATE & CAMEO LOCKETS



LOO-890
14ky



LOO-892
14ky



LOO-894
14ky



LOH-990
14ky

Gold's chemical symbol, Au, comes from the latin word for gold, aurum. In the Periodic Table of Elements, gold is classified as a transitional metal with the following characteristics:

*Symbol: Au
Atomic number: 79
Atomic mass: 196.96655 amu
Number of protons/electrons: 79
Number of neutrons: 118
Melting point: 1,064.43°C
(1,337.58°K, 1,947.97°F)
Boiling point: 2,807.0°C
(3,80.15°K, 5,084.6°F)
Density @ 293°K: 19.32 grams per cubic centimeter
Crystal structure: cubic
oxidation states: +1, +3*

THE CROWN CREDO WHAT IS A CUSTOMER?

A Customer Is:

- 👉 the most important person ever in this office, either in person or otherwise.
- 👉 not dependent on us. We are dependent on him.
- 👉 not an interruption of our work; he is the purpose of it. We are not doing him a favor by serving him; he is doing us a favor by giving us an opportunity to do so.
- 👉 not an outsider to our business; he is part of it.
- 👉 not a cold statistic – a name on a filing card or a ledger sheet. He is a flesh-and-blood human being, with biases, prejudices, feelings and emotions like our own.
- 👉 not someone to argue with. Nobody ever won an argument with a customer.

A Customer Is:




















- 👉 a person who brings us his wants. It's our job to fill them profitably...to him and to ourselves.

FISHHOOK PEARL CLASPS

-  **PC-10**
14ky, s/s
-  **PC-11**
14ky
-  **PC-12**
14ky lg.
-  **PC-8**
14ky sm.
-  **PC-28**
14ky lg.
-  **PC-6**
14ky sm.
-  **PC-29**
14ky lg.
-  **PC-9**
14ky & w
-  **PC-7 DISCONTINUED**
14ky
-  **PC-13**
14ky & w
-  **PC-16**
14ky & w, 18ky, YGF, S/S
-  **PC-17**
14ky & w, vermeil
-  **PC-21**
14ky & w
-  **PC-18**
14ky & w
-  **PC-22 DISCONTINUED**
14ky & w
-  **PC-19**
14ky & w
-  **PC-20**
14ky & w
-  **PC-24**
14ky & w
1st
-  **PC-25**
14ky & w
-  **PC-26**
14ky & w
-  **PC-27**
14ky & w, YGF, s/s
-  **PC-23 DISCONTINUED**
14ky

-  **PC-34A**
14ky & w
DISCONTINUED
-  **PC-34**
14ky & w
DISCONTINUED
-  **PC-30**
14ky
-  **PC-31**
14ky
DISCONTINUED
-  **PC-32**
14ky
DISCONTINUED
-  **PC-33**
14ky

PEARL CLASPS

-  **PC-43**
14ky & w
1, 2st
-  **PC-44**
14ky & w
YGF, S/S 1, 2, 3st
-  **PC-45**
14ky & w
1, 2, 3st
-  **PC-35**
14ky
2, 3st
-  **PC-36**
14ky & w
2, 3st
-  **PC-37**
14ky & w
YGF, S/S, 2, 3st
-  **PC-38**
14ky & w
2, 3st
DISCONTINUED
-  **PC-39**
14ky & w
3st
DISCONTINUED
-  **PC-40**
14ky & w
3, 4, 5st
-  **PC-41**
s/s & YGF
3, 4, 5st
-  **PC-51**
14ky & w
1, 2, 3st
-  **PC-56**
14ky & w
1, 2, 3st
-  **PC-52**
14ky & w
1, 2, 3st
-  **PC-57**
14ky & w
1, 2, 3st
-  **PC-53**
14ky
1st
-  **PC-58**
14ky 2st
14ky & w 3st
-  **PC-54**
14ky
3st
DISCONTINUED
-  **PC-60**
14ky & w
1, 2, 3st
-  **PC-61**
14ky & w
1, 2, 3st

PEARL CLASPS, CONT'D



PC-63
14ky & w
2, 3st



PC-64
14ky
2, 3st



PC-65
14ky
3st
DISCONTINUED



PC-66
14ky & w
1st sm.



PC-67
14ky & w
1st lg.



PC-83
14ky
1, 2, 3st



PC-82
14ky
1st



PC-201
14ky
1st



PC-80
14ky
1st



PC-88
14ky
1,2,3st



PC-85
14ky & w
1st



PC-86
14ky
1,2,3st



PC-87
14ky
1st
DISCONTINUED



PC-68
14ky
1,2,3st



PC-69
14ky
1,2,3st



PC-202
14ky sm.
1st



PC-202
14ky lg.
1st



PC-204
14ky & ver.
3st

CLASPS WITH CULTURED PEARLS



CP-16
14ky



CP-18
14ky



CP-19
14ky & w



CP-20
14ky & w



CP-26
14ky



CP-43
14ky & w
1,2st



CP-44
14ky & w
1,2,3st



CP-46
14ky
1,2st



CP-70
14ky & w
1st



CP-71
14ky & w
1st



CP-72
14ky & w 1, 2st



CP-77
14ky
1,2,3st



CP-76
14ky & w
1, 2, 3st



CP-79
14ky
2st



CP-78
14ky
1st
DISCONTINUED



CP-84
14ky
2st

BAYONET CLASPS



PC-47
cast 14ky,
s/s & vermeil
3st



PC-47
cast 14ky,
s/s & vermeil
5st



PC-47
cast 14ky,
s/s & vermeil
8st



PC-47
cast 14ky,
s/s & vermeil
6st

All 14K gold castings available, by special order, in 18 KY & W Platinum. Consult price list for sizes available in the various metals listed

BAYONET CLASPS



PC-48
14ky & w
2, 3st



PC-49
14ky & w
3, 4, 5 st



PC-472
14ky & w
2st



PC-473
14ky & w
3st



PC-479
14ky & w
1st

MULTI STRAND CLASPS



PC-152/2
14ky & vermeil



PC-154/1
14ky
DISCONTINUED



PC-152/4
14ky
DISCONTINUED



PC-154/2
14ky
DISCONTINUED



PC-150/2
14ky & s/s



PC-150/3
14ky
DISCONTINUED



PC-150/4
14ky



PC-154
14ky, s/s
DISCONTINUED



PC-160/5
14ky & vermeil
DISCONTINUED



PC-160/7
14ky, s/s & vermeil
DISCONTINUED



PC-162/7
14ky



PC-162/9
14ky
DISCONTINUED



PC-153
14ky & s/s
7st Cast
DISCONTINUED



PC-151/1
14ky & w, s/s & vermeil
1st Cast
DISCONTINUED



PC-151/3
14ky & w, s/s & vermeil
3st Cast
DISCONTINUED

S/S CLASPS SINGLE ST.



PC-510-C
s/s
DISCONTINUED



PC-521
s/s
DISCONTINUED



PC-526
s/s
DISCONTINUED



PC-529-C
s/s



PC-560-C
s/s



PC-569
s/s
DISCONTINUED



PC-441/5
s/s



PC-442/5
s/s



PC-42/5
s/s
DISCONTINUED

All 14K gold castings available, by special order, in 18 KY & W Platinum. Consult price list for sizes available in the various metals listed

SILVER TOGGLE CLASPS



TSN-10
Hollow
s/s circle
DISCONTINUED



TSN-11
Hollow
s/s bar
DISCONTINUED



TSN-24
Hollow
s/s circle



TSN-25
Hollow
s/s bar

FISHHOOKS



CK-10
14ky & w



CK-11
14ky & w
NS, YGP



CK-12
14ky & w

MYSTERY CLASPS



PC-MUC
Brass, Nickel

BEAD TIPS



BT-1
14ky & w, YGF, S/S



BT-2
14ky & w
DISCONTINUED

BEAD CLASPS



BC-10
14ky
DISCONTINUED
5mm



BC-10
14ky & s/s
6mm



BC-10
14ky
7mm



BC-10
14ky & w, s/s
8mm



BC-10
14ky & w
9mm



BC-10
14ky & w
10mm



BC-11
14ky
DISCONTINUED
5mm



BC-11
14ky & w
6mm



BC-11
14ky & w
7mm



BC-11
14ky & w
8mm



BC-11
14ky & w
9mm



BC-11
14ky & w
10mm



BC-12
14ky
6mm



BC-12
14ky
7mm
DISCONTINUED



BC-12
14ky
8mm
DISCONTINUED

FLAT FANCY BEAD CLASPS



BC-17
14ky 7mm



BC-19
14ky 7mm
DISCONTINUED



BC-51
14ktt
DISCONTINUED



BC-52
14ky & w



BC-53
14ky & w



BC-54
14ky & w



BC-56
14ky & w

DIVIDERS



PC-90 14ky, w & s/s
4mm/2st



PC-90 14ky & w
5mm/2st



PC-90 14ky & w
6mm/2st



PC-90 14ky & w
7mm/2st



PC-90 14ky & w
8mm/2st

DIVIDERS, CONT'D



PC-91 14ky, w & s/s
4mm/3st



PC-91 14ky & w
4.5mm/3st



PC-91 14ky & w
5mm/3st



PC-91 14ky & w
6mm/3st



PC-91 14ky & w
7mm/3st



PC-91 14ky & w
8mm/3st



PC-92 14ky, w & s/s
4mm/4st



PC-92 14ky, w
5mm/4st



PC-92 14ky, w
6mm/4st




PC-92 14ky, w
7mm/4st



PC-92 14ky, w
8mm/4st



PC-93 14ky, w
4.5mm/5st



PC-93 14ky, w
5mm/5st

ENHANCERS & PEARL SHORTENERS



PB-SOB
14ky & w
18ky Sm.



PB-SOB
14ky & w Lg.



EH-11
14ky & w



EH-12
14ky



EH-21
14ky & w, s/s & vermeil



EH-20/1
14ky & w, s/s & vermeil



EH-23
14ky, s/s & vermeil



EH-24
14ky & w & vermeil



EH-20/2
14ky & w, s/s
& vermeil



EH-26
Cast, s/s
& vermeil



EH-27
Cast 14ky & s/s



EH-28
Cast 14ky, s/s
& vermeil



EH-29
Cast 14ky, s/s
& vermeil



EH-33
Cast 14ky & s/s



EH-32
Cast 14ky & w
.30 ct TW
DISCONTINUED



EH-30
Cast 14ky & w, 18ky
.3 - .01 ct, 2 - .01 ct
DISCONTINUED



EH-31
Cast 14ktt
8 - .01 ct
DISCONTINUED



EH-55
14ky & w, s/s & vermeil
18ky



EH-56
14ky & w, s/s & vermeil
18ky



EH-57
14ky & w, s/s & vermeil
18ky

PEARL SHORTENERS



PS-37/1
14ky & vermeil



PS-37/2
14ky & vermeil

**PEARL SHORTENERS
CONT'D**



PS-38
14ky
DISCONTINUED



PS-39
14ky
DISCONTINUED



PS-40
14ky



PS-41
14ky
DISCONTINUED



PS-50
14ky & 18ky



PS-51
14ky



PS-53
14ky & w



CP-13
14ky & w



CP-14
14ky & w



CP-15
14ky & w

TUBULAR BOX LOCKS



SN-10 14ky & w
18ky 2mm



SN-10 14ky & w
18ky 3mm



SN-10 14ky, s/s
4mm



SN-11 14ky
2mm w/ split ring



SN-11 14ky
3mm w/ split ring



SN-12 14ky
2mm



SN-12 14ky
3mm



SN-12 14ky
4mm



SN-13 14ky
2mm




SN-13 14ky
3mm



SN-13 14ky
4mm



SN-13 14ky
4.5mm



SN-13 14ky
5.5mm



SN-13 14ky
6mm



SN-13 14ky
7mm



SN-13 14ky
8mm


CLOSED TOP SNAPS



SN-15B 14ky & w
2mm



SN-15P 14ky
2mm



SN-15 14ky
3mm



SN-15 14ky
3.5mm

CLOSED TOP SNAPS, CON'T



SN-17 14ky & w
2mm



SN-17 14ky & w
3mm



SN-17 14ky & w
3.5mm



SN-17 14ky & w
5mm



SN-17 14ky & w
6mm



SN-17 14ky & w
7mm



SN-17 14ky
8.5mm



SN-17 14ky
10.75mm



SN-17 14ky
12.75mm



SN-17 14ky
15.75mm

**TONGUES FOR
CLOSED TOP SNAPS**



SN-10T
14ky & w, 2mm



SN-10T
14ky & w, 3mm



SN-10T
14ky, 4mm



SN-15T
14ky, 3mm



SN-15T
14ky, 3.5mm



SN-17T
14ky, 2mm



SN-17T
14ky, 3mm



SN-17T
14ky, 3.5mm



SN-17T
14ky, 5mm

OPEN TOP SNAPS



SN-26B 14ky 5.5mm Box

SN-26T 14ky 5.5mm Tongue

SN-26B 14ky 8mm Box

SN-26T 14ky 8mm Tongue

SN-26B 14ky 10mm Box

SN-26T 14ky 10mm Tongue

SN-26B 14ky 12mm Box

SN-26T 14ky 12mm Tongue

SN-27B 14ky, 3.25mm Box

SN-27T 14ky, 3.25mm Tongue

SN-27B 14ky, s/s 4mm Box

SN-27T 14ky, n/s 4mm Tongue

SN-27B 14ky, s/s 5.25mm Box

SN-27T 14ky, n/s 5.25mm Tongue

SN-27B 14ky, s/s 6.25mm Box

SN-27T 14ky, n/s 6.25mm Tongue

SN-27B 14ky, s/s 8mm Box

SN-27T 14ky, n/s 8mm Tongue



SN-27B
14ky, s/s
10mm Box

SN-27T
14ky, n/s
10mm Tongue

SN-27B
14ky, s/s
12mm Box

SN-27T
14ky, n/s
12mm Tongue

SN-27B
14ky, s/s
14mm Box

SN-27T
14ky, n/s
14mm Tongue

SN-27B
14ky, s/s
16mm Box

SN-27T
14ky, n/s
16mm Tongue

SN-27B
14ky, s/s
18mm Box

SN-27T
14ky, n/s 18mm
Tongue

SN-28B 14ky & w
3.25mm Box

SN-28T 14ky & w
3.25mm Tongue

SN-28B 14ky & w
4mm Box

SN-28T 14ky & w
4mm Tongue

SN-28B 14ky & w
5.25mm Box

SN-28T 14ky & w
5.25mm Tongue



SN-28B
14ky & w
6.25mm Box

SN-28T
14ky & w
6.25mm Tongue

SN-28B
14ky & w
8mm Box

SN-28T
14ky & w
8mm Tongue

SN-28B
14ky & w
10mm Box

SN-28T
14ky & w
10mm Tongue

TENNIS BRACELET SNAPS



SN-52/5
.030 Small
18kw

SN-52/6
.030 Large
18kw fits SN-53/0

SN-52/7
.030 fits SN-53/0, SN-56/1
14kw, 18kw

SN-52/0
Single-sided .030 fits
SN-53/0, SN-56/1
14kw

SN-52/040
Single-sided .040 fits
SN-53/0, SN-56/1
14kw

All 14K gold castings available, by special order, in 18 KY & W Platinum. Consult price list for sizes available in the various metals listed

TENNIS BRACELET SNAPS, CONT'D



SN-52/0
.030 fits SN-53/0, SN-56/1
18kw, Plat.



SN-52/040
.040 fits SN-53/0
18kw



SN-53/0 Plate
14ky & w



SN-52/1
.030 fits SN-53/1
14kw, 18kw & Plat.



SN-53/1 Plate
14ky & w



SN-52/140
.040 fits SN-53/1, SN-54/140
14kw, 18kw



SN-54/140
Box
14ky & w, 18ky



SN-52/2
.040 fits SN-53/2,
SN-54/240
14kw & 18kw



SN-53/2 Plate
14ky & w



SN-54/240
Box
14ky & w, 18ky



SN-52/3
.040 fits SN-53/3
14kw & 18kw



SN-53/3 Plate
14ky & w



SN-56/1
Box Large
14ky & w, 18ky & w
Fits SN-52/0



SN-56/2
Safety Large
14ky & w, 18ky & w



SN-57/1
Box Small
14ky & w, 18ky & w
Fits SN-52/7



SN-57/2
Safety Large
14ky & w, 18ky & w



SN-58/1 Box
14ky & w, 18ky & w
Fits SN-52/0 18kw



SN-58/2 Safety
14ky & w, 18ky & w



SN-59/1 Box
14ky & w, 18ky & w
Fits SN-52/040 18kw



SN-59/2 Safety
14ky & w, 18ky & w



SN-60/1 Box
14ky & w, 18ky & w
Fits SN-52/140



SN-60/2 Safety
14ky & w, 18ky & w



SN-61/1 Box
14ky & w, 18ky & w
Fits SN-52/3



SN-61/2 Safety
14ky & w, 18ky & w



FIG-8 Small
14ky & w, 18ky & w



FIG-8 Large
14ky & w, 18ky



SN-50
14ky & w
3mm



SN-50
14ky & w, s/s,
4mm



SN-50
14ky & w
5mm



Karat Weight Conversions

To Convert from	To	Multiply By
14K	10K	.888
14K	18K	1.153
14K	22K	1.350
14K	24K	1.480
14K	Plat	1.652
14K	Sterling	.782
14K	Palladium	.920

Conversions are approximate

Platinum has a rich and noble history. It was first used by the ancient Egyptians about three thousand years ago. Eight hundred years later, the South American Incas worked with platinum. The first platinum jewelry in Europe appeared around the year 1780, at the court of Louis XVI of France.

CAST SWIVEL LOCKS



SH-39/0
14ky
10.5 x 4.5mm



SH-39/1
14ky
11.8 x 5.5 mm



SH-39/2
14ky
13.5 x 6.3mm



SH-39/3
14ky
16 x 7.5mm
DISCONTINUED



SH-39/4
14ky
19 x 9.5mm

LOBSTER LOCKS



SH-37/1
14ky
4 x 7mm



SH-37/2
14ky
4.8 x 8.2mm



SH-37/4
14ky
8 x 10mm



SH-37/5
14ky
7 x 12mm



SH-37/6
14ky
8.8 x 14.5mm



SH-40/2
14ky & w, 18ky & w,
S/S, Plat
8 x 3.8mm



SH-40/4
14ky & w, pink
18ky & w, pink
Plat
9mm



SH-40/9
14ky
20mm
DISCONTINUED



SH-45/0
14ky
7 x 2.7mm



SH-45/1
14ky & w, pink
18ky & w, pink
Plat, s/s, YGF
8 x 3mm



SH-45/2
14ky & w
18ky & w, pink
Plat, s/s, YGF
10 x 4mm



SH-45/3
14ky & w
18ky & w
Plat, s/s, YGF
12 x 4mm



SH-45/5
14ky, 18ky, s/s, YGF
14 x 5.5mm



SH-45/6
14ky, s/s
16 x 6mm



SH-45/7
14ky, s/s
16 x 8mm



SH-45/8
14ky, s/s
18 x 9mm



SH-47/1
14ky
14 x 8.5mm



SH-47/3
14ky
18 x 10mm



SH-47/4
14ky
19.5 x 13mm



SH-47/5
14ky
24.6 x 14mm



SH-48/4
14ky & w, 18 ky & w,
Plat., s/s
11mm



SH-48/5
14ky & w, 18ky & w,
s/s
13mm



SH-48/7
14ky & w, s/s
16mm



SH-44/5
14ky Spring & Link
Sold Complete



SH-44/6
14ky Spring & Link
Sold Complete



SH-44/7 SP
14ky Spring & Link
Sold Complete
DISCONTINUED



SH-44/8
14ky Spring & Link
Sold Complete
DISCONTINUED

ROUND ID CLASPS



SH-825
14ky
2.5mm



SH-830
14ky
3mm



SH-840
14ky
4mm



SH-845
14ky
4.5mm



SH-850
14ky
5mm











END CAPS

-  **SH-51** 1mm
14ky Med.
DISCONTINUED
-  **SH-51** 2mm
14ky & w
-  **SH-51** 2.5mm
14ky & w
-  **SH-51** 3mm
14ky
-  **SH-51** 3.5mm
14ky & w, 18ky Med.
-  **SH-51** 4mm
14ky & w, 18ky Med.
-  **SH-51** 5mm
14ky & w, 18ky Med., s/s
-  **SH-51** 6mm
14ky & w, s/s
-  **SH-51** 7mm
14ky, s/s
-  **SH-51** 8mm
14ky, s/s
-  **SH-51** 10mm
14ky Med.
-  **SH-52/0** 1.5mm
14ky & w
-  **SH-52/1** 2mm
14ky & w
-  **SH-52/2** 2.5mm
14ky & w
-  **SH-52/3** 3mm
14ky & w
-  **SH-52/5** 4mm
14ky

EYE LOOPS FOR NYLON WIRE

-  **EL-250** 14ky
DISCONTINUED
-  **EL-350** 14ky
DISCONTINUED
-  **EL-400** 14ky
DISCONTINUED

SPRING RINGS

-  **SR-10** 4.5mm reg. wt.
14ky & w
-  **SR-10** 5mm reg. wt.
14ky & w, 18ky & w, Plat.
-  **SR-10** 5.5mm reg. wt.
14ky & w, 18ky & w
-  **SR-10** 6mm reg. wt.
14ky & w, 18ky
-  **SR-11** 4.5mm reg. wt.
closed jump ring, 14ky
DISCONTINUED
-  **SR-11** 5mm reg. wt.
closed jump ring, 14ky
DISCONTINUED
-  **SR-11** 5.5mm reg. wt.
closed jump ring, 14ky
DISCONTINUED
-  **SR-11** 6mm reg. wt.
closed jump ring, 14ky
DISCONTINUED
-  **SR-12** 5mm hvy wt.
14ky
-  **SR-12** 5.5mm hvy wt.
YGF
DISCONTINUED
-  **SR-12** 6mm hvy wt.
14ky
-  **SR-12** 7mm hvy wt.
14ky
-  **SR-12** 8mm hvy wt.
14ky
-  **SR-12** 10mm hvy wt.
14ky & w
-  **SR-12** 12mm hvy wt.
14ky & w

FANCY SPRING RINGS

-  **SR-21** 14mm
Hvy Wt. 14ky
-  **SR-21** 16mm
Hvy Wt. 14ky
-  **SR-21** 18mm
Hvy Wt. 14ky
-  **SR-21** 22mm
Hvy Wt 14ky
-  **SR-22** 16mm
Hvy Wt. 14ky
w/ end cups
-  **SR-22** 18mm
Hvy Wt 14ky
w/ end cups
-  **SR-22** 22mm
Hvy Wt 14ky
w/ end cups



SR-25 11mm
Hvy Wt 14ky

SR-25 12mm
Hvy Wt w/ end hoops
14ky, S/S

SR-25 14mm
Hvy Wt. w/ end hoops
14ky, S/S

SR-25 16mm
Hvy Wt. w/ end hoops
S/S

SR-25 18mm
Hvy Wt. w/ end hoops,
S/S

CHAIN TAGS



CT-0 14ky

CT-10 closed medium
14ky & w, 18ky & w

CT-21 closed 18ky
DISCONTINUED

SAFETY CHAINS



SC-36 2.5 in.
14ky & w, YGF, S/S

SPLIT RINGS



JR-10 Sm 5mm
14ky & w, YGF, S/S

JR-10 Med 6mm
14ky & w, YGF, S/S

JR-10 Lg. 8mm
14ky, YGF, S/S

JR-13 Sm 3.6 x 5.8mm
14ky, YGF, S/S

JR-13 Med 4.9 x 6.8mm
14ky, YGF, S/S

JR-13 Lg 5.1 x 8.2mm
14ky, YGF, S/S

JUMP RINGS



JR-020 2.5mm
14ky & w, YGF, S/S

JR-020 2.75mm **DISCONTINUED**
14ky & w

JR-020 3mm
Plat.

JR-025 2.75mm **DISCONTINUED**
14ky & w, 18ky & w

JR-025 3mm
14ky & w, 14 pink

JR-025 3.5mm
14ky & w, 18ky & w, YGF, S/S, Plat., 14 pink

JR-025 4mm
14ky, 14 pink

JR-025 4.25mm
14ky & w, 18ky & w, YGF, S/S
DISCONTINUED

JR-025C 4.25mm closed
14ky
DISCONTINUED

JR-025 2/0
14ky

JR-030 4mm
Plat.

JR-030 4.25mm
14ky & w
DISCONTINUED

JR-030 4.5mm
Plat.

JR-030 5.25mm
14ky & w, 18ky, YGF, S/S
DISCONTINUED

JR-030 6mm
14ky, YGF, S/S

JR-035 4.5mm
14ky & w

JR-035 7mm
14ky

JR-035 7.25mm
14ky & w
DISCONTINUED

JR-025 3.25 x 2.5mm
14ky, S/S

JR-035 6 x 4.25mm
14ky, YGF, S/S

JR-035 7 x 5mm
14ky & w, YGF, S/S

CHAINS BY THE FOOT

Machine made rope

-  **FC-6R** .5mm
14ky
-  **FC-8R** 1mm
14ky & w, YGF, S/S
-  **FC-9R** 1.1mm
14ky & w, 18ky, YGF, S/S
-  **FC-11R** 1.25mm
14ky & w, 18ky, YGF, S/S, Plat.
-  **FC-13R** 1.75mm
14ky & w, 18ky, YGF, S/S
-  **FC-15R** 2.5mm
14ky & w, YGF, S/S

HAND MADE ROPE

Diamond Cut

-  **FC-50** 1.5mm
14ky
DISCONTINUED
-  **FC-51** 2mm
14ky
DISCONTINUED
-  **FC-52** 2.5mm
14ky
DISCONTINUED
-  **FC-53** 3mm
14ky
DISCONTINUED

CURB CHAIN

-  **FC-30-14C** 2.7mm
14ky
DISCONTINUED

CABLE

-  **FC-10-20** 1.32mm
14ky
-  **FC-11-32** 1.12mm
14ky, w & Pink, 18ky, w & Pink, Plat.
-  **FC-13-22** 1.42mm
14ky, w & Pink, 18ky, w, Plat., S/S, YGF
-  **FC-13-32** 1.3mm
14y & w
-  **FC-15-23** 1.52mm
14ky, w & Pink, 18ky, w & Pink, Plat, S/S, YGF
-  **FC-17-16** 1.93mm
14ky & w, 18ky & w
-  **FC-20-21** 1.90mm
14ky & w, 18ky & w, Plat.
-  **FC-25-16** 2.41mm
14ky & w, 18ky & w
DISCONTINUED
-  **FC-28-15** 2.80mm
14ky & w, 18ky & w
DISCONTINUED
-  **FC-33-09** 3.50mm
14ky & w
DISCONTINUED

SCREW WIRE

-  **FC-415** 2mm
14ky & w
-  **FC-416** 3mm
14ky & w
-  **FC-417** 4mm
14ky & w

CABLE CHAINS

WITH LOBSTER LOCKS, QUALITY TAGS & SOLDERED JUMP RING













-  **NC-11-32** 14ky & w, 18ky & w, Plat., 16" & 18"
-  **NC-13-22** 14ky & w, 18ky & w, Plat., 16" & 18"
-  **NC-15-23** 14ky & w, 18ky & w, Plat., s/s, 16" & 18"

CARDED CHAINS, ROPE CHAINS WITH SPRING RING, QUALITY TAG & SOLDERED JUMP RING

-  **NC-406**
14ky - 15", 16", 18", 20", 24"
-  **NC-407**
14ky - 15", 16", 18", 20", 24"
14kw - 15", 16", 18"
-  **NC-408**
14ky - 15", 16", 18", 20", 24"
14kw - 15", 16", 18", 20"
-  **NC-409**
14ky - 15", 16", 18", 20", 24"
14kw - 15", 16", 18", 20", 24"
-  **NC-411**
14ky - 15", 16", 18", 20", 24"
14kw - 15", 16", 18", 20", 24"
-  **NC-413**
14ky - 15", 16", 18", 20", 24"
14kw - 15", 16", 18", 20"

Gold and copper were the first metals to be discovered by man, around 5000 BC, and together with silver these three metals are found in the metallic state in the earth's crust.

TWO HOLE

-  **B-10** 2.5mm
14ky sm. hole
-  **B-10** 3mm sm. hole
14ky, YGF, S/S
-  **B-10** 3mm lg. hole
14ky **DISCONTINUED**
-  **B-10** 4mm sm. hole
14ky, YGF, S/S
-  **B-10** 4mm lg. hole 14ky
DISCONTINUED
-  **B-10** 5mm sm. hole
14ky, YGF, S/S
-  **B-10** 5mm lg. hole
14ky **DISCONTINUED**
-  **B-10** 6mm lg. hole
14ky, YGF, S/S
-  **B-10** 7mm lg. hole
14ky, YGF, S/S
-  **B-10** 8mm lg. hole
14ky, YGF, S/S
-  **B-10** 9mm lg. hole
14ky, YGF, S/S
-  **B-10** 10mm lg. hole
14ky, YGF

STRAIGHT CORRUGATED

-  **B-13** 4mm
14ky
-  **B-13** 5mm
14ky
-  **B-13** 6mm
14ky
-  **B-13** 7mm
14ky
-  **B-13** 8mm
14ky

FLAT FANCY BEADS

-  **B-17** 7mm
14ky
-  **B-19** 7mm
14ky **DISCONTINUED**

TWIST CORRUGATED

-  **B-14** 4mm
14ky
-  **B-14** 5mm
14ky
-  **B-14** 6mm
14ky
-  **B-14** 7mm
14ky
-  **B-14** 8mm
14ky

SHINY RONDELLES

-  **B-16** 3mm
14ky
-  **B-16** 4mm
14ky
-  **B-16** 5mm
14ky
-  **B-16** 6mm
14ky
-  **B-16** 7mm
14ky
-  **B-16** 8mm
14ky
-  **B-16** 9mm
14ky **DISCONTINUED**
-  **B-16** 10mm
14ky

PINS






P-90 N/S, YGP
1", 1/4", 1 1/2"

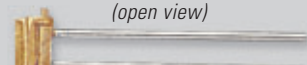

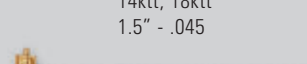


STRAIGHT CORRUGATED

-  **B-20** 4mm
14ky
-  **B-20** 5mm
14ky
-  **B-20** 6mm
14ky
-  **B-20** 7mm
14ky
-  **B-20** 8mm
14ky
-  **B-20** 9mm
14ky
-  **B-20** 10mm
14ky

JOINTS, PINS, CATCHES

-  **J-10**
14ky & w
-  **J-11**
14ky & w, 18ky & w
Plat., S/S
-  **SC-11**
top open 14ky & w
-  **SC-15**
side open 14ky & w,
18ky & w, Plat., S/S
-  **SC-16**
side open 14ky &
w, SS **DISCONTINUED**





DOUBLE PINS

- (open view)*
-  **DP-1**
14ktt, 18ktt
1 3/8" - .045
 -  **DP-2**
14ktt, 18ktt
1.5" - .045
 -  **DP-3**
14ktt, 18ktt
1 5/8" - .045
 -  **DP-4**
14ktt, 18ktt
1 7/8" - .050
 -  **DP-5**
14ktt, 18ktt
2" - .050

DOUBLE CATCHES

-  **DC-1**
14ky & w, 18ky & w
-  **DC-2**
14ky & w, 18ky & w

HEAD PINS

-  **HP-10** 14ky 1/2"
.020 wire/.050 head
-  3/4"
-  1"
-  1 1/2"

P-10

Size	Thick	Metal
1/2"	.030	14ky
5/8"	.030	14ky
3/4"	.030	14ky, 18ky, Plat
7/8"	.031	14ky & w
1"	.031	14ky & w, 18ky & w, n.s., Plat
1 1/8"	.031	14ky
1 1/4"	.033	14ky & w, 18ky & w, n.s.
1 3/8"	.033	14ky
1 1/2"	.033	14ky & w, 18ky & w, n.s.
1 3/4"	.035	14ky & w, 18ky, n.s., Plat
2"	.035	14ky & w, 18ky, n.s., Plat



SOLDER

AVAILABLE IN APPROXIMATE 1 DWT PIECES, CUT PIECES, AND PASTE IN SYRINGES (1 DWT)



Karat Solder				Solder for Platinum			Silver Solder Cadmium Free		Karat Solder (Cut Pieces)		
Regular	Melting Point (°F)	Plumb	Melting Point (°F)	Platinum Point (°F)	Melting Point (°F)	Melting	Silver	Melting			
6 Yell Rep	1150	6 Yell Soft	1350	1000	1000	1832	Soft	1150	6 Yell Soft		
6 Yell Soft	1260	10 Yell Soft	1375	1010	1010	1100			Medium	1265	6 Yell Rep
6 WH Soft	1300	10 Yell Hard	1475	1025	1025						2012
8 Yell Soft	1225	10 WH Soft	1390	1100	1100	2012	Hard	1365	8 WH Soft		
8 Yell Soft Easy	1225	10 WH Hard	1570						1200	1200	2192
8 WH Soft	1270	12 Yell Soft	1410	1200	1200	2192			10 Yell Hard		
10 Yell Soft	1195	12 Yell Hard	1500						1300	1300	2372
10 Yell Soft Easy	1170	14 Yell Soft	1340	1400	1400	2552			10 Yell Med		
10 Yell Med	1325	14 Yell Med	1390						1400	1400	2552
10 Yell Hard	1400	14 Yell Hard	1480	1500	1500	2732			14 Yell Soft		
10 WH Soft	1290	14 WH Soft	1390						1500	1500	2732
10 WH Med	1360	14 WH Med	1450	1600	1600	2812			14 Yell Hard		
10 WH Hard	1365	14 WH Hard	1570						1600	1600	2812
10 Grn Soft	1390	18 Yell Soft	1430	1700	1700	3092			14 WH Med		
12 Yell Soft	1250	18 Yell Med	1475						1700	1700	3092
12 Yell Hard	1465	18 Yell Hard	1550	Weld	1650	3002					
12 WH Soft	1305	18 WH Soft	1460								
12 WH Hard	1335	18 WH Med	1535								
14 Yell Soft	1320	18 WH Hard	1590								
14 Yell Med	1355	18 Grn Hard	1450								
14 Yell Hard	1430										
14 WH Soft	1305										
14 WH Med	1395										
14 WH Hard	1420										
14 Yell Rep	1185										
14 Pink Soft	1165										
14 Grn Soft	1405										
18 Yell Soft	1420										
18 Yell Hard	1460										
18 Yell Weld	1485										
18 WH Soft	1325										
18 WH Med	1330										
18 WH Hard	1575										
18 Grn Soft	1530										
20 AA WH	1630										

Platinum C Series	
C-1000	Ex Easy Plat
C-1100	Easy Plat
C-1200	Med Plat
C-1300	Plumb Easy Plat
C-1300	Hard Plat
C-1400	Plumb Plat
C-1400	X Hard
C-1400	Plumb Med
C-1500	Hard Plumb Plat
C-1500	Weld Plat
C-1600	Sp Weld Plat
C-1700	Plat

Unit Conversions			
1 Troy Oz.	31.1048 Grams	1 Pennyweight	.05 Troy Oz.
1 Pennyweight	1.555 Grams	1 Troy Oz.	20 Pennyweight
1 Gram	.643 Pennyweight	1 Inch	25.4 Millimeters
1 Gram	.03215 Troy Oz.	1 Millimeter	.03937 Inches
1 Troy oz.	1.097 Avoir Oz.	1 Sq. Millimeter	.00155 Sq. Inches
1 Avoir Pound	14.5833 Troy Oz.	1 Inch Dia. (Round)	3.14 Inches Length

14KY SOLID RELIGIOUS MEDALS

M-10
Miraculous



M-13
Scalloped



1 12mm 2 15mm 3 18.5mm 4 22mm 5 25mm 6 29mm

1 2 3

OTHER ROUND



M-12 St. Nicholas	M-14 St. Anthony	M-15 St. Christopher	M-17 St. Florian	M-25 St. Joseph	M-26 St. Jude	M-34 St. Michael	M-61 First Holy Communion	M-62 Holy Communion
Available Sizes: 3 Only	1, 2, 3, 4, 5	1, 2, 3, 4, 5	1, 2, 3, 4, 5	1, 2, 3, 4, 5	1, 2, 3, 4, 5	1, 2, 3, 4, 5	1, 2, 3, 4	1, 2, 3, 4

OTHER ROUND



M-63 Confirmation	M-65 St. Teresa	M-66 Mother Teresa	M-190 Guardian Angel	M-75 2	M-75 3	M-76 1
Available Sizes: 1, 2, 3, 4	1, 2, 3	3 Only	1, 2, 3			



7 8 St. Florian **M-17** 9 7 8 St. Michael **M-34**

OM-10
Miraculous

OM-11
Scalloped



OM-10 1 2 3 4 5 6 7 2 3 4

14KY SOLID
RELIGIOUS MEDALS, CON'T

St. Christopher
OM-12



Miraculous
OM-20



St. Anthony
OM-44



St. Jude
OM-14



OM-16



Sacred Heart
of Jesus
M-95

M-95



HS
Holy Spirit



C-25/2



C-31



JEWISH RELIGIOUS ITEMS

JS-10



1
14ky



3
14ky



8
14ky



10
14ky

JS-11



5
14ky

JS-12



1
14ky



2
14ky



3
14ky

JS-13



14ky

JS-14



3
14ky

JS-23D



14ky
.09 ct TW

JS-22



1
14ky



2
14ky & w



3
14ky & w



4
14ky & w

JS-31



14ky
Cubic Zirconia
DISCONTINUED

JS-32



1
14ky & w
Cast

JS-111



14ky
DISCONTINUED

JS-112



14ky

JTC-10



14ky

JC-10



1
14ky



2
14ky

JC-11



1
14ky & w

JC-12



1
14ky



3
14ky

5
14ky

JC-13



1
14ky



2
14ky



3
14ky

JC-14



1
14ky



2
14ky

JC-15



14ky

JC-16



1
14ky



2
14ky

JC-18



14ky
DISCONTINUED



1
14ky

JC-19



2
14ky & w

OM-30



1
14ky



2
14ky



3
14ky

JEWISH RELIGIOUS ITEMS, CONT'D

JM-10



1 14ky
2 14ky
3 14ky

JM-11



DISCONTINUED
14ky 14ky

JM-12



1 14ky
2 14ky
DISCONTINUED 14ky

JM-13



1 14ky
2 14ky
3 14ky

JM-14



14ky

JM-15



1 14ky
2 14ky

JM-18



14ky

JM-20



14ky



2 14ky
1



3 14ky

JM-21



14ky

HG-10



1 14ky



2 14ky



3 14ky

HG-12



14ky
Genuine
Saphire
DISCONTINUED

CH-10



14ky

CH-11



14ky

CH-12



14ky

CH-13



14ky

Quotation-
Genesis XXXI 49
on Back
CH-10 ,11, 12, 13

HOLLOW CROSSES

CR-20



1 14ky



2 14ky



3 14ky



4 14ky



5 14ky



6 14ky

CR-25



1 14ktt



2 14ktt



3 14ktt



4 14ktt



5 14ktt

CR-29



1 14ky



2 14ky



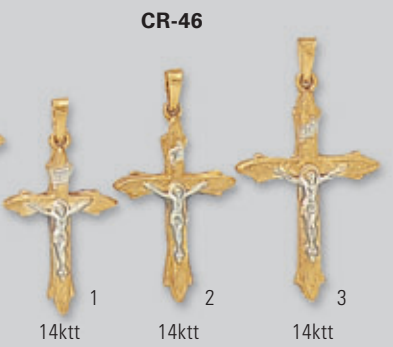
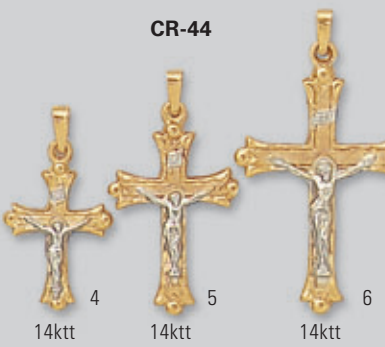
3 14ky




4 14ky

DISCONTINUED

HOLLOW CROSSES, CONT'D



HOLLOW CROSSES, CONT'D



SOLID CROSSES



GREEK & RUSSIAN ORTHODOX



CELTIC



CROSSES FOR DIAMONDS – CAST

CR-100/10



14ky & w
16 - .03 ct

CR-105



14ky & w
11 - .06 ct

CR-106



14ky & w
11 - .12 ct

CR-107



14ky & w
11 - .15 ct

CR-108



14ky & w
6 - .15 ct

CR-109



14ky & w
11 - .11 ct

CR-110



14ky & w
6 - 2 x 2mm

CR-113



14ky & w
6 - .03 ct

CR-115



14ky & w
6 - .05 ct

CR-118



14ky & w
6 - .08 ct

CR-120

A



14ky & w
12 - .005 ct
Sm.

B



14ky & w
13 - .01 ct
Lg.

CR-122



14ky & tt
20 - .02 ct

CR-123



14ky & w
9 - .01 ct

CR-125



14ktt
11 - .03 ct
DISCONTINUED

CR-128



14ky
1 - .04 ct

CR-129



14ky
1 - .02 ct

THE FOLLOWING RELIGIOUS ITEMS ARE ALSO AVAILABLE BY SPECIAL ORDER IN 14KW

Crosses	
CR-21/1S	CR-75/3
CR-21/4S	CR-75/4
CR-21/5S	CR-76/3
CR-53/1	
CR-54/1	
CR-75/2	

Medals	
M-10/2	OM-10/2
M-10/3	OM-10/3
M-15/2	OM-10/5
M-15/3	OM-12/2
M-34/4	OM-12/3
M-190/3	OM-12/6

Only approximately 142,000 tons of gold have mined throughout history. Assuming the price of gold is \$1,000 per ounce, the total amount of gold that has been mined would equal roughly \$4.5 trillion. The United States alone circulates or deposits over \$7.6 trillion, suggesting that a return to the gold standard would not be feasible. While most scholars agree a return to a gold standard is not feasible, a few gold standard advocates (such as many Libertarians and Objectivists), argue that a return to a gold standard system would ease inflation risks and limit government power.

HALF SHANKS, DIE STRUCK



RS-90/3
14ky & w
2.4mm



RS-90/4
14ky & w, 18ky & w
Plat. 2.5mm



RS-90/5
14ky & w
2.8mm



RS-90/6
18ky & w
Plat. 2.6mm



RS-90/7
14ky & w
3.2mm



RS-90/8
14ky & w, 18ky & w
Plat. 3.2mm

SHANKS

Light Die-Struck



RS-8
14ky & w
2.6mm



RS-8/4
14ky
2.6mm



RS-8/6
14ky
2.6mm

Light Die-Struck



RS-9
14ky & w
2.65mm



RS-9/4
14ky & w
2.65mm



RS-9/6
14ky & w
2.65mm

Regular Die-Struck



RS-10
14ky & w
2.75mm



RS-10/4
14ky & w
2.75mm



RS-10/6
14ky & w
2.75mm

Medium Die-Struck



RS-13
14ky & w
18ky, 18kw, Plat.
2.9mm



RS-13/4
14ky & w
18ky, 18kw, Plat.
2.9mm



RS-13/6
14ky & w
18ky, Plat.
2.9mm

Heavy Die-Struck



RS-16
14ky & w
18ky & w, Plat.
3.5mm



RS-16/4
14ky & w
18ky & w, Plat.
3.5mm



RS-16/6
14ky & w
18ky & w, Plat.
3.5mm

Pinched Edged Die-Struck



RS-17
14ky & w
18ky, Plat.
2.6mm



RS-17/4
14ky & w
2.6mm



RS-17/6
14ky & w
2.6mm

Full Half Round Heavy Die-Struck



RS-17/8
14ky & w
2.7mm



RS-19
14ky & w, Plat.
3.5mm



RS-19/4
14ky & w, Plat.
3.5mm



RS-19/6
14ky & w, Plat.
3.5mm

Pinched End - Finger Size 7



RS-14/4
Die-Struck
14ky & w
4 prong notch



RS-14/6
Die-Struck
14ky & w
6 prong notch



RS-27/4
Die-Struck
14ky & w
4 prong notch



RS-27/6
Die-Struck
14ky & w
6 prong notch



RS-15/6L Cast
Light weight shank
14ky & w
3.0mm



RS-15/6H Cast
Heavy weight shank
14ky & w
3.1mm



RS-18/6L Cast
Light weight shank
14ky & w
3.0mm



RS-18/6H Cast
Heavy weight shank
14ky & w
3.1mm

Pinched Knife Edged Die-Struck



RS-23
14ky & w
18ky, Plat.
2.7mm



RS-23/4
14ky & w
2.7mm



RS-23/6
14ky & w
2.7mm



RS-28/4 Die-Struck
14ky & w
4 prong notch

Comfort Fit
Finger Size 7

Comfort Fit Die-Struck



RS-CF4/3
14ky & w
3mm
DISCONTINUED



RS-CF6/3
14ky & w
3.4mm
DISCONTINUED



RS-30
14ky & w
2mm
Die-Struck



RS-49 Cast
14ky & w
2.2mm



RS-50
14ky & w
Die-Struck



RS-53
14ky & w
Die-Struck

All 14K gold castings available, by special order,
in 18 KY & W Platinum. Consult price list for
sizes available in the various metals listed

SHANKS CONT'D CAST



RS-60/1 14ky & w
RS-60/2 14ky & w
RS-60/4 4 - .01 ct 14ky & w
RS-60/5 12 - .01 ct 14ky & w
RS-60/6 10 - .035 ct 14ky & w
RS-60/7 6 - 3 x 3 sq. 14ky & w



RS-62/1 14ky & w 1.4mm top 3.3mm bottom
RS-62/2 14ky & w
RS-6222 Cast 14w 28x.02ct 32x.015ct 36x.01ct 44x.005ct
RS-62/8 14ky & w 2.5mm **DISCONTINUED**
RS-63 14ky & w 18ky & w Plat. 2.4mm
RS-63/1 14ky & w 18ky & w Plat. 2.7mm
RS-63/2 14ky & w 18ky & w Plat. 2.2mm
RS-63/3 14ky & w 18ky & w Plat. 3.9mm



RS-63/4 14ky & w 18ky & w Plat. 4.1mm
RS-63/K 14ky & w 18ky & w Plat. 2.9mm
RS-64/2 14ky & w
RS-65/1 14ky & w 18ky, Plat. 2.5mm
RS-65/2 14ky & w 18ky, Plat. 3.2mm
RS-65/3 14ky & w 18ky, Plat. 4mm
RS-65/5 14ky & w 5.5mm




RS-66 14ky & w 2.7mm
RS-67 14ky & w 4.3mm
RS-75 10 - .01 ct 14ky & w
RS-76 8 - .01 ct 14ky & w
RS-77/1 14kw 14 - .015ct
RS-77/2 14kw 14 - .02ct
RS-77/3 14kw 12 - .03ct
RS-77/4 14kw 10 - .05ct
RS-78/1 14kw 20 - .01ct
RS-78/2 14kw 16 - .02 ct
RS-78/3 14kw 12 - .03ct
RS-78/4 14kw 12 - .04ct
RS-78/5 14kw 12 - .05ct
RS-78/7 14kw 10 - .07ct
RS-78/10 14kw 10 - .10ct

STRIP SETTINGS/SHANKS



RS-5 14ky & w
 .05 ct
 .10 ct
 .15 ct
 .20 ct
 .25 ct
 Shank for .05 to .25 Strips



RS-5 14ky & w .30 ct
 .40 ct
 .50 ct
 Shank for .30 to .50 Strips

All 14K gold castings available, by special order, in 18 KY & W Platinum. Consult price list for sizes available in the various metals listed

ADJUSTMENTS FOR RINGS

FINGER FIT



RS-FF

Regular
SZ 2 – 5,
SZ 5.5 – 9
14ky & w,
18ky, Plat.

RS-FF

Double
SZ 2 – 5,
SZ 5.5 – 9
14ky & w

RS-FF

Wide Top
SZ 2 – 5,
SZ 5.5 – 9
14ky & w

SUPER FIT



RS-SF

2.5mm
Avail. SZ 4, 5, 6
14ky & w

RS-SF

4mm
Avail. SZ 4, 5, 6
14ky & w

Instructions for Attaching a FINGER FIT Shank

FINGER FIT shanks are made in two sizes: The Regular shank which is used for finger sizes 5 through 9 when **closed** and the Princess shank which is used for finger sizes 2 through 5 1/2 when **closed**. All shanks have sufficient metal to permit virtually any shank shape to be developed in the area above the hinge.

4 Easy Steps will put a FINGER FIT shank on most any ring. It is as easy as replacing a conventional non-hinged shank on a ring.

1. Shape customer ring to correct **closed** finger size.
2. Split top of FINGER FIT shank and gently round to same **closed** finger size on mandrell with rawhide or nylon mallet.
3. Match ring and shank on mandrell **exactly**. Mark ring shoulder and FINGER FIT as far from hinge as practical. Cut excess for both. Ring top and FINGER FIT together should equal **CORRECT closed** finger size.
4. Solder FINGER FIT to shoulder of ring. Emery to match and polish.

One word of caution - **Do not file** the FINGER FIT shank in the hinge areas, as these are precision machined to assure the lower quarters opening to a positive stop of three finger sizes.

Installation Guide for Super Fit Shank

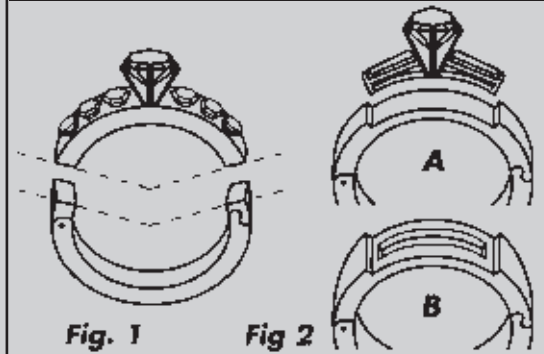



Fig. 1

Fig 2

The customer's ring must be shaped to required size. It must be cut open to determine if the top section is rigid enough for a direct installation as shown in **Figure 1**. Otherwise install the top section over a cut-out bridge or over an under-bezel as shown in **Figure 2, A & B**.

RING GUARDS

RG-10



Ladies
YGP, WGP,
14ky & w

Mens
YGP, WGP,
14ky & w

King
YGP, WGP,
14ky

Jumbo
YGP, WGP

Ring Size Conversions

Metric	French/Japanese	English	American
46.8027	---	H½	4
47.9997	8	I½	4½
49.1967	9	J½	5
50.3937	---	K½	5½
51.5907	---	L½	6
52.7877	13	M½	6½
54.1044	14	N½	7
54.7428	15	O	7
56.0196	16	P	7½
57.2964	17	Q	8
58.5732	---	R	8½
59.8500	20	S	9
61.1268	21	T	9½
62.4026	---	U	10
63.6804	24	V	10½
64.8774	25	W	11
66.0744	26	X	11½
67.2714	---	Y	12

RS-125 Cast Standard Tapered Baguette Ring Shanks – Stock Size 6



3 x 2 mm
14ky & w
18ky & w, Plat.

3.25 x 2.25
14ky & w,
18ky & w, Plat.

3.5 x 2.5
14ky & w
18ky & w

3.5 x 2.75
14ky & w
18ky & w, Plat.

4 x 2.5
14ky & w
18ky & w, Plat.

4.25 x 2.75
14ky & w
18ky & w, Plat.

4.5 x 2.75
14ky & w
18ky & w, Plat.

5 x 3
14ky & w
18ky & w, Plat.

5.5 x 3.25
14ky & w
18ky & w, Plat.

All 14K gold castings available, by special order, in 18 KY & W Platinum. Consult price list for sizes available in the various metals listed

RS-125 Cast



5.75 x 3.5
14ky & w
18ky & w, Plat.



6.25 x 3.5
14ky & w
18ky & w, Plat.



RS-125WB 14ky & w
Wedding Band, avail. in all sizes
3 x 2 to 5.5 x 3.25 to match RS-125

RS-156T Cast 14ky & w, 18ky & Plat.



3 x 3



4 x 4



5 x 5



6 x 6

RS-151 Cast 14ky & w, 18ky, 18kw & Plat.



3 x 3



4 x 4



5 x 5



6 x 6



7 x 7



7.5 x 7.5



8 x 8

RS-560

14ky & w



2 - .015

RS-561

14ky & w



2 - .05



2 - .10



2 - .15



2 - .20

RS-562

14kw

DISCONTINUED



A
2 - .10 ct
10 - .005 ct

DISCONTINUED



B
2 - .15 ct
10 - .005 ct

DISCONTINUED



C
2 - .20 ct
10 - .005 ct

DISCONTINUED



D
2 - .25 ct
10 - .01 ct

DISCONTINUED



E
2 - .35 ct
10 - .01 ct

STAMPED DIE STRUCK ENGAGEMENT RINGS

Economy Weight



RM-9
4 Prong

14ktt
.10, .12, .18, .25, .37, .50, .65, .75, 1.00 ct



RM-12
6 Prong

Regular Weight



RM-10
4 Prong

14kw & tt
.12, .18, .25, .37, .50, .65, .75, 1.00, 1.25,
1.50, 2.00, 2.50, 3.00 ct
Plat. .75 ct to 3.00 ct



RM-13
6 Prong

Cast



RM-163
6 Prong

14ktt
.50, .75, 1.00, 1.50, 2.00 ct

Regular Weight



RM-16
Marquise
14kw & tt
.10, .14, .20, .25,
.33, .38, .50, .75,
1.00, 1.25, 1.50,
2.00, 3.00 ct



RM-17
Marquise
14ktt
.25, .33, .38,
.50, .65, .75,
1.00, 1.50,
2.00, 3.00 ct



RM-19
Pear shape
14kw & tt
.25, .33, .38, .50,
.62, .75, 1.00, 1.25,
1.50, 2.00, 3.00 ct
14ktt only; .10, .14, .20



RM-20
Pear shape
14ktt
.25, .33, .38,
.50, .62, .75,
1.00, 1.50,
2.00 ct

Cast Head



RM-158
Princess Cut
14kw & tt
3.5 x 3.5, 4 x 4, 5 x 5,
6 x 6, 7 x 7



RM-160
14kw
3.5mm
4mm
4.5mm
5mm
5.5mm
6mm



RM-164
14kw Princess Cut
4 x 4, 4.5 x 4.5, 5 x 5,
5.5 x 5.5, 6 x 6, 6.5 x 6.5
7 x 7

Engagement Rings are Die Struck Settings and Shanks that we assemble, Polish and Rhodium in Stock Size

SEAMLESS DIE STRUCK WEDDING BANDS

WB-10 Half Round



14ky & w 2mm – 8mm SZ 4-12, 10mm SZ 4 – 10

18ky & w 2mm – 6mm SZ 4 -12

Plat. 2mm – 6mm SZ 4 -11

WB-20 Flat



14ky & w 2mm – 10mm SZ 4 -11

SEAMLESS DIE STRUCK WEDDING BANDS, CONT'D

WB-30 Millgrain



14ky SZ 4 -11

WB-CF Comfort Fit



14ky & w, 18ky & w, SZ 4 -12 Plat. SZ 4 -11

WHITE GOLD WEDDING BANDS FOR STONES



WB - 3
1m - .26 - 14w
52 x .005ct



WB - 13
.13 - 14w
13 x .01ct



WB - 219
.31 - 14w
12 x .005ct
12 x .006ct
12 x .007ct
12 x .008ct

DIE STRUCK HALF CHANNEL RINGS

Half Channel Non-Azured Eternity Rings 14K Yellow & White Gold 18K & Plat. Stock Size 6.

HC



Order By Number of Stones Available: HC-5, HC-7, HC-9, HC-11, HC-13
.10 ct. Avail. 5, 7, 9, Stones Only; .15 ct. Avail. 7, 9; .20 ct. Avail. 5, 7

All seamless wedding bands available by special order in larger sizes

HALF CHANNEL HALFWAY AZURED RING

with 1/2 Round Shank – 14k Yellow and White

HCA-7



.03 ct



.05



.08

HCA-9



.03 ct



.05



.08

Avail. Sizes 5, 6, 7. 18ky only by Special Order

CAST HALF CHANNEL RINGS

HC-95 7 stones 14ky & w



1.95 dwt
.25 ct TW



2.10 dwt
.35 ct TW



2.35 dwt
.49 ct TW



3.06 dwt
.75 ct TW



3.40 dwt
1.05 ct TW



HC-90
7 stones
1.4 dwt
.49 ct TW
14ky & w



HC-130/2
14 stones
2.10 dwt
.42 ct TW
14ky & w



HC-130/3
21 stones
3.10 dwt
.75 ct TW
14ky & w



RM-350
14 stones
4.80 dwt
.42 ct TW
14ky & w

DISCONTINUED DISCONTINUED DISCONTINUED

1/2 CHANNEL NON-AZURED TAPERED MENS WEDDING BANDS

HCM



.02 ct



.03 ct



.04 ct



.05 ct



.07 ct

Available in the following stone combinations in 14ky & w. Finger size 10.

All other sizes by Special Order.

HCM - 25 5 - .02 ct	HCM - 35 5 - .03 ct	HCM - 45 5 - .04 ct	HCM - 55 5 - .05 ct	HCM - 75 5 - .07 ct
HCM - 27 7 - .02 ct	HCM - 37 7 - .03 ct	HCM - 47 7 - .04 ct	HCM - 57 7 - .05 ct	HCM - 77 7 - .07 ct
HCM - 29 9 - .02 ct	HCM - 39 9 - .03 ct	HCM - 49 9 - .04 ct	HCM - 59 9 - .05 ct	HCM - 79 9 - .07 ct
HCM - 211 11 - .02 ct	HCM - 311 11 - .03 ct	HCM - 411 11 - .04 ct	HCM - 511 11 - .05 ct	

1/2 CHANNEL NON-AZURED COMFORT FIT WEDDING BANDS

HC-CF



.02 ct



.02 ct



.03 ct



.03 ct



.04 ct



.04 ct



.05 ct



.05 ct



.07 ct



.07 ct



.10 ct



.10 ct

Available in the following stone combinations in 14ky & w. Finger size 6 & 10.

All other sizes by Special Order.

HC-CF - 25 5 - .02 ct	HC-CF - 35 5 - .03 ct	HC-CF - 45 5 - .04 ct
HC-CF - 27 7 - .02 ct	HC-CF - 37 7 - .03 ct	HC-CF - 47 7 - .04 ct
HC-CF - 29 9 - .02 ct	HC-CF - 39 9 - .03 ct	HC-CF - 49 9 - .04 ct
HC-CF - 211 11 - .02 ct	HC-CF - 311 11 - .03 ct	HC-CF - 411 11 - .04 ct
HC-CF - 55 5 - .05 ct	HC-CF - 75 5 - .07 ct	HC-CF - 105 5 - .10 ct
HC-CF - 57 7 - .05 ct	HC-CF - 77 7 - .07 ct	HC-CF - 107 7 - .10 ct
HC-CF - 59 9 - .05 ct	HC-CF - 79 9 - .07 ct	HC-CF - 109 9 - .10 ct
HC-CF - 511 11 - .05 ct	HC-CF - 711 11 - .07 ct	HC-CF - 1011 11 - .10 ct

DIE STRUCK HALF CHANNEL FULL AZURED RING FOR PRINCESS CUT

HCP



DIAM. SIZE	2mm	2.5mm	3mm
DIAM. WT.	.07 ct	.12 ct	.20 ct
RING WIDTH	3.1mm	3.6mm	4.6mm
RING HEIGHT	2.5mm	2.7mm	2.8mm

Order by Number of Available Stones HCP-5, HCP-7, HCP-9
Available in 14ky & w, 18ky, Plat. In Finger Size 6

SEAMLESS DIE STRUCK ALL AROUND & AZURED CHANNEL ETERNITY - PRINCESS CUT STONES

CH-EP



2mm	2.5mm	3mm
.07 ct	.12 ct	.20 ct
30	25	22
3.1mm	3.6mm	4.6mm
2.5mm	2.7mm	2.8mm

Available in 14ky & w, 18ky, Plat. in Finger Size 6.
Note: Both HCP & CH-EP
Available in Half Sizes From 4 thru 8 by Special Order

CAST ALL AROUND CHANNEL PRINCESS CUT STONES

FC-97



DIAM. SIZE	2.5mm	2.7mm	3mm
DIAM. WT.	.07 ct	15 ct	20 ct
NO. STONES	SZ 6-24, SZ 8-26	SZ 6-22, SZ 8-24	SZ 6-20, SZ 8-22
RING WIDTH	3.9mm	4.1mm	4.3mm
RING HEIGHT	2mm	2.3mm	2.6mm

Available 14ky & w. Finger size 6 or 8.

SEAMLESS DIE STRUCK ALL AROUND & AZURED CHANNEL ETERNITY RINGS

CH-ER



Ring Width (mm)	2.50	2.65	2.75	2.85	3.10	3.30
Diam. Size - PT.	3/4 - 1	1 1/4 - 1 1/2	1 3/4-2	2 3/4-3	4-4 1/2	5-6

Finger Size	No. Stone	Finger Size	No. Stone	Finger Size	No. Stone	Finger Size	No. Stone	Finger Size	No. Stone	Finger Size	No. Stone
4	38	4	35	4	31	4	27	4	25	4	25
*5	39	5	35	*5	32	*5	29	5	27	*5	27
*6	42	6	37	*6	34	*6	31	6	27	*6	28
*7	44	7	38	*7	35	*7	32	7	28	*7	26
*8	44	8	40	*8	35	*8	33	8	29	*8	29

CH-ER



Ring Width (mm)	3.7	4.3	4.5	4.7			
Diam. Size - PT.	7-7 1/2	10-10 1/2	12-12 1/2	15			
Finger Size	No. Stone	Finger Size	No. Stone	Finger Size	No. Stone	Finger Size	No. Stone
4	20	4	18	4	17		
*5	21	*5	19	5	18		
*6	23	*6	20	6	19	6	18
*7	21	*7	21	7	20		
*8	24	*8	22	8	21		

Available in 14K Yellow & White Gold Items Marked with an Asterisk (*) Available in 18KY and Platinum
All CH-ER Rings Available By Special Order in Half Sizes.

CAST ALL AROUND WEDDING BANDS 14KY & W

RM-42
Common Prong



DWT:	2.52	3.02	3.28	3.48
No. St:	26 - .05	23 - .10	23 - .12 - .15	23 - .18 - .20
SZ:	6	6	6	6

RM-42A



DWT:	6.15
No. St:	19 - .30
SZ:	6

RM-87
Bar Channel Ring
w/ Rounded Bars



DWT:	2.64
No. St:	23 - .08
SZ:	6

RM-88
Bar Channel Ring w/ Straight Bars



DWT:	2.15	1.83	3.65	4.28
No. St:	27 - .05	19 - .07	22 - .09	19 - .15
SZ:	6.5	6	6.5	6

RM-89
Bar Channel Ring w/ Round Bars



DWT:	2.86	3.65	4.13
No. St:	22 - .08	20 - .15	18 - .25
SZ:	7	7	7

RM-90



DWT:	2.60	2.65	3.05	3.10	3.20	3.24
No. St:	24 - .03	22 - .05	22 - .07	20 - .10	18 - .15	16 - .20
SZ:	6	6	6	6	6	6

RM-91



DWT:	2.26	2.25	2.50	2.58	3.10	3.65	3.90
No. St:	22 - .07	22 - .10	21 - .15	20 - .20	17 - .25	15 - .33	15 - .40
SZ:	6	6	6	6	6	6	6

RM-92 **PRONG CHANNEL**



DWT:	2.49	2.55	2.65
No. St:	22 - .03	20 - .05	18 - .07
SZ:	6	6	6

RM-93



DWT:	2.18	2.20
No. St:	22 - .02	21 - .03
SZ:	6	6

S-RING



DWT:	2.73	2.62	3.13
No. St:	19 - .05	17 - .07	16 - .10
SZ:	6	6	6

RM-97 Fishtail Setting



DWT:	2.40	2.50	2.9	4.10
No. St:	28 - .02	26 - .03	24 - .05	23 - .10
SZ:	6	6	6	6



WB-BA
2.25
14 - 3 x 2
6



WB-RBA
2.45
7 - .12, 7 - .03
6

All 14K gold castings available, by special order, in 18 KY & W Platinum. Consult price list for sizes available in the various metals listed

CAST PART WAY WEDDING BANDS FINGER SIZE 6 - 14KY & W

RM-53



DWT: 2.55 2.4
No. St: 3 - .25 3-.33

RM-55



DWT: 1.75 2.00 1.85 2.25 2.40
No. St: 5 - .05 5 - .07 5 - .10 5 - .15 5 - .20

RM-57



DWT: 1.60 1.90
No. St: 7 - .03 7 - .05



DWT: 1.85
No. St: 7 - .07

RM-56



DWT: 2.65
No. St: 10 - .05

RM-58



DWT: 2.65
No. St: 14 - .03

RM-61



DWT: 2.30 2.20
No. St: 5 - .15 5 - .20

RM-63



DWT: 1.85 2.05 2.18
No. St: 7 - .05 7 - .07 7 - .10

RM-43

Common Prong



DWT: 1.95 2.00 2.25 2.55 2.70 3.10
No. St: 5 - .10 5 - .15 5 - .18 5 - .20 5 - .25 5 - .35

RM-45



DWT: 2.00 2.34 2.35 2.55 3.35 2.35
No. St: 5 - .05 5 - .10 5 - .15 5 - .20 5 - .25 5 - .30

All 14K gold castings available, by special order, in 18 KY & W Platinum. Consult price list for sizes available in the various metals listed

CAST PART WAY WEDDING BANDS FINGER SIZE 6, CONT'D - 14KY & W

RM-44



DWT: 2.25
No. St: 5 - .20

3.15
5 - .30

RM-46



2.05
7 - .05

2.58
7 - .10

2.44
7 - .15

RM-70

5 Stone Fishtail



DWT: 1.85
No. St: 5 - .05

1.90
5 - .07

2.10
5 - .10

2.75
5 - .15

RM-73

7 Stone Fishtail



1.70
7 - .03

2.15
7 - .05

2.05
7 - .07

2.20
7 - .10

DISCONTINUED

RM-48

5 Stone Prong Channel



DWT: 1.90
No. St: 5 - .03

2.11
5 - .10

2.58
5 - .15

2.44
5 - .20

2.64
5 - .25

2.91
5 - .33

RM-50

7 Stone Prong Channel



DWT: 1.65
No. St: 7 - .03

1.80
7 - .05

1.90
7 - .07

2.60
7 - .10



RM-74 - .91
14w
7 x .13ct

All 14K gold castings available, by special order, in 18 KY & W Platinum. Consult price list for sizes available in the various metals listed

CAST ROUND RINGS

RM-40

14ky & w Sz 6



DWT: 3.15
NO. ST: .50



3.40
.75



3.30
1.00



4.55
1.50



4.55
2.00

CAST ROUND CROSSWIRE RINGS W/ 2 BAGUETTES

RM-4125

14kw Sz 6



A

DWT: 2.20
NO. ST: .50
2-4.5 x 2.5



B

2.30
.75
2-4.5x2.5



C

2.50
1.00
2-5x2.5



D

2.50
1.25
2-4.5x2.5



E

3.20
1.50
2-5x3



CAST 3 STONE ROUND RINGS - 14KY & W

RM-355



DWT: 2.96
NO. ST: 1 - .65
2 - .15

RM-356



3.03
1 - 1.00
2 - .20

RM-357



2.71
1 - 1.25
2 - .20

RM-358



2.64
1 - 1.25
2 - .25

RM-359



3.06
1 - 1.50
2 - .25

All 14K gold castings available, by special order, in 18 KY & W Platinum. Consult price list for sizes available in the various metals listed

CAST 3 STONE RINGS - 14KY & W

RM-360



DWT: 2.40
ST: 1 - .40
2 - .05

RM-361



1.85
1 - .50
2 - .15

RM-362



2.40
1 - .75
2 - .20

RM-363



1.90
1 - .75
2 - .25

RM-364



2.35
1 - 1.00
2 - .30

RM-365



2.35
1 - 1.00
2 - .35

RM-366



2.10
1 - 1.00
2 - .50

RM-367



DWT: 2.74
ST: 1 - 1.25
2 - .60

RM-368



2.90
1 - 2.25
2 - .75

RM-369



2.90
1 - 2.00
2 - .35

3 Stone Rings are available in other shape stones by special order, in all various metals.

RM-1360
14ky & w



A

2.40
1 - .25
2 - .125



B

2.20
1 - .35
2 - .12



C

2.70
1 - .50
2 - .25



D

2.60
1 - .75
2 - .375



E

2.90
1 - 1.00
2 - .50



F

3.20
1 - 1.50
2 - .50

RM-1361
14kw



A

3.00
1 - .50
2 - .25



B

3.20
1 - .75
2 - .25



C

3.30
1 - 1.00
2 - .25



D

3.60
1 - 1.25
2 - .50



E

3.60
1 - 1.50
2 - .50



F

3.80
1 - 2.00
2 - .75

RM-555
14ky & w



DWT: 1.80
NO: 1 - .10
ST: 2 - .05; 2 - .02



2.10
1 - .15
2 - .08; 2 - .03



2.20
1 - .20
2 - .10; 2 - .05



2.70
1 - .25
2 - .15; 2 - .08



2.70
1 - .50
2 - .20; 2 - .10

CAST 5 STONE ROUND CROSSWIRE RINGS

RM-157
14ky & w



A

DWT: 2.40
ST: 4.5 x 4.5



B

2.90
5 x 5



C

2.60
5.5 x 5.5



D

2.80
6 x 6



E

2.80
6.5 x 6.5



F

4.10
7 x 7

SQUARE CROSSWIRE RINGS

DISCONTINUED

DISCONTINUED

DISCONTINUED

All 14K gold castings available, by special order, in 18 KY & W Platinum. Consult price list for sizes available in the various metals listed

CAST 3 STONE PRINCESS CUT CROSSWIRE RINGS

RM-643
14ky & w
SZ 7



A

DWT: 2.77
ST: 1-3 x 3
2-2 x 2

DISCONTINUED



B

3.45
1-3.5 x 3.5
2-2.5 x 2.5

DISCONTINUED



C

3.82
1-4 x 4
2-3 x 3

DISCONTINUED



D

4.70
1-4.5 x 4.5
2-3.5 x 3.5

DISCONTINUED



E

5.17
1-5 x 5
2-4 x 4

DISCONTINUED

CAST 3 STONE PRINCESS CUT RINGS

RM-644
14kw
SZ 6.5



A

DWT: 2.20
ST: 1-4 x 4
2-2.5 x 2.5

DISCONTINUED



B

2.50
1-4 x 4
2-3 x 3

DISCONTINUED



C

2.30
1-4.5 x 4.5
2-3 x 3

DISCONTINUED



D

2.60
1-4.5 x 4.5
2-3.5 x 3.5

DISCONTINUED



E

3.00
1-5 x 5
2-3 x 3

DISCONTINUED



F

3.00
1-5 x 5
2-3.5 x 3.5

DISCONTINUED

CAST 5 STONE CROSSWIRE RINGS

RM-645
14ky & w
SZ 7



A

DWT: 2.07
ST: 1-2.8 x 2.8
2-2.4 x 2.4
2-2 x 2

DISCONTINUED



B

DWT: 2.42
ST: 1-3.5 x 3.5
2-2.8 x 2.8
2-2.4 x 2.4

DISCONTINUED



C

DWT: 2.87
ST: 1-3.8 x 3.8
2-3 x 3
2-2.5 x 2.5

DISCONTINUED

CAST OVAL RINGS FINGER SIZE 6 - 14KY & W

RM-1200



DWT: 1.50
MM: 6 x 4



1.53
7 x 5



1.67
8 x 6



1.73
9 x 7



2.13
10 x 8



2.20
12 x 10



2.44
14 x 12

RM-1201



DWT: 1.90
MM: 6 x 4
NO. ST: 2 - .02



2.00
7 x 5
2 - .02



2.20
8 x 6
4 - .02



2.47
9 x 7
4 - .02



2.65
10 x 8
4 - .02



3.10
11 x 9
6 - .02



3.58
12 x 10
6 - .03

All 14K gold castings available, by special order,
in 18 KY & W Platinum. Consult price list for
sizes available in the various metals listed

CAST OVAL RINGS, CONT'D

RM-1203



DWT: 2.71
MM 7 x 5
NO. ST: 2 - .02



3.18
8 x 6
2 - .02



3.50
9 x 7
4 - .02



4.10
10 x 8
2 - .02, 2 - .03



4.43
12 x 10
6 - .025

RM-1204



4.00
18 x 13

RM-410
14ky & w
SZ 6



DWT: 1.60
MM 6 x 4
NO. ST: 6 - .02



1.75
7 x 5
6 - .02



1.90
8 x 6
6 - .03



2.05
9 x 7
6 - .04



2.20
10 x 8
6 - .05

RM-230



DWT: 1.90
MM 6 x 4
NO. ST: 8 - .03

RM-980



1.40
6 x 4
12 - .02



1.80
7 x 5
14 - .02



2.00
8 x 6
16 - .02



2.15
9 x 7
14 - .03



2.50
10 x 8
16 - .03

CAST EMERALD RINGS FINGER SIZE 6 - 14KY & W

RM-1403



DWT: 2.63
MM 7 x 5
NO. ST: 2 - .02



3.15
8 x 6
2 - .02



3.88
10 x 8
2 - .03, 2 - .02



4.83
12 x 10
6 - .02

DISCONTINUED

All 14K gold castings available, by special order,
in 18 KY & W Platinum. Consult price list for
sizes available in the various metals listed

CAST EMERALD CUT RINGS, CONT'D

RM-1450
14ky & w
SZ 6



DWT: 1.10
MM 5 x 3
NO. ST: 2 - .02

1.26
6 x 4
2 - .03

1.46
7 x 5
2 - .05

1.83
8 x 6
2 - .05

1.78
9 x 7
2 - .05

1.84
10 x 8
2 - .05

RM-411
14ky & w
SZ 6



DWT: 1.79
MM 6 x 4
NO. ST: 6 - .02

1.80
7 x 5
6 - .02

2.03
8 x 6
6 - .03

2.34
9 x 7
6 - .04

2.58
10 x 8
6 - .05

RM-1401
14ky & w
SZ 6

DISCONTINUED



DWT: 2.40
MM 7 x 5
NO. ST: 2 - .02

2.63
8 x 6
2 - .02

3.10
10 x 8
2 - .02, 2 - .025

4.80
12 x 10
6 - .03

DISCONTINUED

CAST HEART RINGS - 14KY & W

RM-250/1

RM-250/3

RM-254/1

RM-254/2

RM-254/3

RM-252/1

RM-252/5

RM-252/7

RM-252/9



DWT: .90

1.20

1.80
Solid

1.30
Hollow

1.25

1.05

.95

1.20

1.55

RM-252/2

RM-246/1

RM-246/3

RM-246/5

RM-247/5

RM-249



DWT: 1.98
NO. ST: 2 - .02

1.65
1 - .01

1.65
7 x 5
1 - .04

2.75
7 x 7
3 - .02

1.68
3 - .02

2.10
8 - .01

CAST CLADDAGH RING - 14KY& W **DISCONTINUED**

RM-331

RM-331/1

RM-332

RM-334/1

RM-334/3

RM-336

RM-335

RM-337



DWT: 1.54
NO. ST:

2.25
1 - .01

1.46

2.37

3.53

4.15
7 - .02

4.25
1 - .03

5.0

RM-331/5

RM-331/6

RM-335L

RM-336/1

RM-338



DWT: 3.50
NO. ST: .25 ct-6-1.5 ct
8-1ct

DWT: 3.50
NO. ST: 6mm x 6mm
6 - 1.5 pt
8 - 1 pt

DWT: 3.15

DWT: 2.85
NO. ST: 7-.01 ct

DWT: 3.35

CELTIC KNOT ENGAGEMENT RING

RM-328E

RM-329E



DWT: 3.50

DWT: 2.00
NO. ST: 8-.02 ct

CAST SIGNET RINGS - 14KY & W

RM-256/1 RM-265/1 RM-265/9 RM-260/1 RM-260/5 RM-273/1 RM-272/3 RM-266/3



DWT: .73 1.05 .84 1.58 1.47 1.24 1.25 1.65

RM-273/8 RM-273/7 RM-290/3 RM-273/5 RM-304/3 RM-268/3 RM-310/3



DWT: 1.66 1.73 1.38 1.93 1.85 2.60 3.40

RM-320/3 RM-322/3 RM-306/5 RM-302/5 RM-278/7 RM-276/3 RM-280/5



DWT: 6.02 6.97 4.05 3.63 6.30 4.05 5.23

RM-284/5 RM-296/5 RM-314/3 RM-308/5 RM-340/7 RM-340/9



DWT: 5.45 6.50 6.25 7.47 5.92 Cast Masonic 7.57

CAST MENS STONE RINGS - 14 KY & W

RM-66 RM-66/1 RM-66/2



DWT: 7.9 9.3 10.4
NO. ST: 1 - .50 1 - 1.00 1 - 1.50

All 14K gold castings available, by special order, in 18 KY & W Platinum. Consult price list for sizes available in the various metals listed

ENGRAVED ANTIQUE FINISH LADIES RINGS

RM-156 14kw



DWT: 2.30	2.40	2.80	2.90	3.10
NO. ST: 1 - 5 x 5	1 - 5.5 x 5.5	1 - 6 x 6	1 - 6.5 x 6.5	1 - 7 x 7
8 - .01	8 - .01	8 - .015	8 - .015	8 - .02

RM-212
14kw



DWT: 3.90
NO. ST: 1 - 8 x 6
8 - .005
8 - .01

RM-213
14kw



DWT: 3.30
NO. ST: 1 - .50
6 - .01



DWT: 4.55
NO. ST: 1 - .75
8 - .01



DWT: 4.40
NO. ST: 1 - 1.00
8 - .01

DISCONTINUED DISCONTINUED DISCONTINUED

RM-161
14kw



DWT: 3.30
NO. ST: 1 - 4mm
8 - .02

RM-216
14kw



DWT: 4.15
NO. ST: 1 - .50
12 - .015

RM-217
14kw



DWT: 3.20
NO. ST: 1 - 8 x 6
8 - .01

RM-218
14kw



DWT: 3.20
NO. ST: 1 - .25
18 - .01

RM-221
14kw



DWT: 3.80
NO. ST: 1 - 6 x 4
32 - .02

RM-222
14kw



DWT: 3.50
NO. ST: 1 - 7 x 5
16 - .02

RM-233
14kw



DWT: 3.80
NO. ST: 1 - 7 mm
20 - .02

RM-234
14kw



DWT: 3.30
NO. ST: 1 - 6mm
20 - .02

RM-96
14kw

DISCONTINUED



DWT: 3.90	4.05	3.90
NO. ST: 1 - 6 x 4	1 - 7 x 5	1 - 10 x 8
18 - .02	22 - .02	24 - .02

RM-1496 Cast
14kw



DWT: 6 x 4 - 26 - 1.5 ct
NO. ST: 7 x 5 - 28 - 1.5 ct
8 x 6 - 30 - 1.5 ct
9 x 7 - 32 - 1.5 ct

RM-1657-E
Cast 14kw



DWT: 5 x 5 - 28 - .01 ct
NO. ST: 6 x 6 - 28 - .01 ct
6.5 x 6.5 - 28 - .01 ct
7 x 7 - 28 - .01 ct
7.5 x 7.5 - 30 - .01 ct

RM-2850 to 28200
Cast 14kw



DWT: **RM-2850**, 50-24-1.5 ct
NO. ST: **RM-2875**, 75-26-1.5 ct
RM-28100, 1.00-28-1.5 ct
RM-28150, 1.50-28-1.5 ct
RM-28200, 2.00-30-1.5 ct

RM-1667 Cast
14kw



DWT: 4.5 x 4.5 - 28 - 1.5 ct
NO. ST: 5 x 5 - 28 - 1.5 ct
5.5 x 5.5 - 28 - 1.5 ct
6 x 6 - 32 - 1.5 ct
6.5 x 6.5 - 32 - 1.5 ct
7x7 - 32 - 1.5 ct

RM-351
14kw



DWT: 1.11 ct tw
NO. ST: 1 x .50ct
2 x .20ct
6 x .015ct
12 x .01ct

RM-2800 Cast
14kw



DWT: .25ct, 24 -.005
NO. ST: .50ct, 24 -.005
.75ct, 24 -.005
1.00ct, 24 -.005
1.50ct, 24 -.005
2.00ct, 24 -.005

RM-2801 Cast
14kw



DWT: .25ct, 36 -.005
NO. ST: .33ct, 38 -.005
.50ct, 38 -.005
.75ct, 40 -.005
1.00ct, 42 -.005
1.20ct, 43 -.005
1.50ct, 44 -.005
2.00ct, 46 -.005

RM-1670 Cast
14kw



DWT: 3.5 x 3.5 - 24 -.005 ct
NO. ST: 4 x 4 - 24 -.005 ct
4.5 x 4.5 - 24 -.005 ct
5 x 5 - 24 -.005 ct
5.5 x 5.5 - 24 -.005 ct
6 x 6 - 24 -.005 ct
6.5 x 6.5 - 24 -.005 ct
7x7 - 24 -.005 ct

RM-1671
Cast 14w



DWT: 3.5 x 3.5 - 33 -.005 ct
NO. ST: 4 x 4 - 38 -.005 ct
4.5 x 4.5 - 42 -.005 ct
5 x 5 - 42 -.005 ct
5.5 x 5.5 - 44 -.005 ct
6 x 6 - 44 -.005 ct
6.5 x 6.5 - 50 -.005 ct
7x7 - 48 -.005 ct

CAST PEARL RING

RM-241
Ladies Pearl Ring
DISCONTINUED



DWT: .14 - 14w
NO. ST: 2 x .03ct
4 x .015ct
2 x .01ct

LETTERS BLOCKS

ABC

A-10
Die Struck 1/8" Block
14ky & w

ABC

A-11
Die Struck 3/16" Block
14ky & w

ABC

A-12
Die Struck 1/4" Block
14ky & w

ABC

A-15
Cast 5/32" Block
14ky & w

ABC

A-17
Die Struck 3/16" Block
14ky & w

ABC

A-19
Die Struck 5/16" Block
14ky & w

AB

A-20
Die Struck 1/2" Block
14ky & w

ABC

A-25
Cast 9/32" Block
14ky & w

ABC

A-28
Cast 3/8" Block
14ky & w

ABC

A-32
Cast 3/8" Slant Block
14ky & w

LETTERS SCRIPT

ABC

A-44
Cast 1/4" Script
14ky & w

ABC

A-45
Cast 3/8" Script
14ky & w

ABC

A-50
Cast 1/2" Script
14ky & w

ABC

AP-55
Cast 7/16" Script
14ky & w

ABC

AP-66
Cast 5/8" Script
14ky & w



ACS Cast
Initial Circle
14kw 14-.005 ct

ABC

A-39
Cast 5/16" Block
for Diamonds
14ky & w .01 ct

ABC

A-97
Cast 3/8" Block
for Diamonds
14ky & w .01 ct

AB

A-98
Cast 7/16" Block
for Diamonds
14ky & w .015 ct

ABC

A-65
Cast 1/2" Script
for Diamonds
14ky & w .01 ct

ABC

AP-67
Cast 9/16" Script
for Diamonds
14ky & w
.01 ct - .02 ct

LETTERS CHINESE

ABC

A-80
Die Struck 3/16" Chinese
14ky & w Sm.

ABC

A-81
Die Struck 1/4" Chinese
14ky & w Med.

ABC

A-82
Die Struck 5/16" Chinese
14ky & w Lg.

ABC

A-70
Die Struck 5/16" Old
English for Onyx
10ky Sm.

ABC

A-74
Die Struck 3/8" Old
English for Onyx
10ky Lg.

MASONIC EMBLEMS

Sm Med. Lg.



A-90/1,2,3
Die Struck w/ Enamel
for Onyx
14ky & w



A-95/1,2,3
Die Struck w/
Diamond for Onyx
14ky & w

NUMBERS

123

N-10
Die Struck 1/8"
14ky & w

123

N-11
Die Struck 3/16"
14ky & w

123

N-12
Die Struck 1/4"
14ky & w

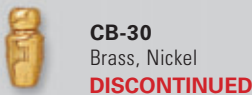

123

N-20
Cast 5/16"
14ky & w


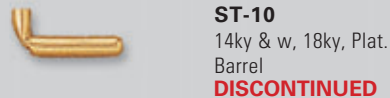
123

N-25
Cast 7/16"
14ky & w

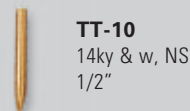
CLUTCH BACKS



TUXEDO STUDS



TIE TACS



CUFF LINKS BACKS



KEY RINGS



Assembling Tuxedo Back Components

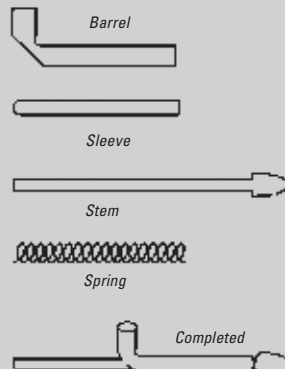
Assemble the stud back components in this sequence after attaching the stud to the barrel:

A) Insert the blunt end of the stem into the long end of the barrel leaving the point of the stem exposed.

B) Slide the spring onto the blunt end of the stem now in the barrel sliding the spring into the barrel.

C) Apply soft solder paste or liquid flux and a small plug of tin solder to the open end of the sleeve.


D) Slide the sleeve over the stud stem and apply heat, being careful to avoid overheating and damaging the spring.



BEZELS FOR DIAMONDS







BZ-04

14ky & w, 18ky



BZ-05

14ky







BZ-CH

14ky & w, 18ky



Bezels are available in a variety of sizes by special order. Call for more information and prices.

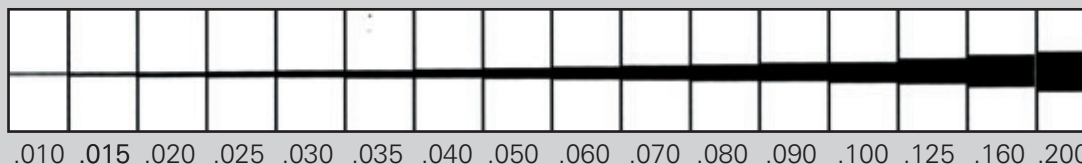
COIN AND DISC MOUNTINGS - 14K YELLOW GOLD

COIN DESCRIPTIONS	DIAMETER	THICKNESS	CM-30	CM-10	CM-20	CM-40
						
			Plain 4 Prong	Coin Edge Screw Top	Handmade Solid Rope - 4 Prong	Tear Drop 4 Prongs
THESE COIN FRAMES FOR THE COINS LISTED IN COLUMN UNDER EACH STYLE.						
AMERICAN COINS						
Morgan Silver Dollar	38.10mm			CM-10/38 s/s		
U.S. \$1 SM	13.0 mm	1.0 mm	CM-30/1	CM-10/1	CM-20/1	
U.S. \$1 LG	15.0 mm	.70 mm	CM-30/2	CM-10/2	CM-20/2	
U.S. \$2.5 Ind. Head	18.0 mm	1.10 mm	CM-30/3	CM-10/3	CM-20/3	
U.S. \$2.5 Liberty	18.0 mm	1.30 mm	CM-30/3	CM-10/4	CM-20/3	
U.S. \$5 1834-1838	21.5 mm	1.60 mm	CM-30/5	CM-10/5	CM-20/6	
U.S. \$5 Liberty	21.5 mm	1.70 mm	CM-30/5		CM-20/6	
U.S. \$5 1905-Up	21.5 mm	1.40 mm	CM-30/5	CM-10/7	CM-20/6	
U.S. \$10	27.0 mm	2.10 mm	CM-30/8	CM-10/8 s/s	CM-20/8	
U.S. \$20	33.7 mm	2.50 mm	CM-30/9	CM-10/9 s/s	CM-20/9	
U.S. \$1/10 oz. Eagle	16.5 mm	1.25 mm	CM-30/22	CM-10/26	CM-20/22	CM - 40/26
U.S. \$1/4 oz. Eagle	22.0 mm	1.80 mm	CM-30/23		CM-20/23	CM - 40/27
U.S. \$1/2 oz. Eagle	27.0 mm	2.20 mm	CM-30/24	CM-10/28	CM-20/24	CM - 40/28
U.S. \$1 oz. Eagle	32.7 mm	2.70 mm	CM-30/25	CM-10/29	CM-20/25	
SOUTH AFRICAN						
1/10 oz. Kruggerand	6.5 mm	1.25 mm	CM-30/22		CM-20/22	CM - 40/26
1/4 oz. Kruggerand	22.0 mm	1.80 mm	CM-30/23		CM-20/23	CM - 40/27
1/2 oz. Kruggerand	27.0 mm	2.20 mm	CM-30/24		CM-20/24	CM - 40/28
1 oz. Kruggerand	32.7 mm	2.70 mm	CM-30/25	CM-10/25	CM-20/25	
MEXICAN						
Mexican 2 Peso	12.8 mm	1.10 mm	CM-30/10		CM-20/10	
Mexican 2 1/2 Peso	15.3 mm	.90 mm	CM-30/11	CM-10/11	CM-20/11	
Mexican 5 Peso	19.0 mm	1.10 mm	CM-30/12	CM-10/12	CM-20/12	
Mexican 10 Peso	22.5 mm	1.50 mm	CM-30/13		CM-20/13	
Mexican 20 Peso	27.5 mm	2.00 mm	CM-30/14		CM-20/14	
Mexican 50 Peso	37.0 mm	2.70 mm	CM-30/15		CM-20/15	
Mexican 1/4 oz.	23.0 mm	1.70 mm	CM-30/30		CM-20/30	
Mexican 1/2 oz.	29.0 mm	2.00 mm	CM-30/31		CM-20/31	
Mexican 1 oz.	34.0 mm	2.60 mm	CM-30/32		CM-20/32	
AUSTRIAN						
1 Ducat	20.0 mm	.90 mm	CM-30/16		CM-20/16	
4 Ducat	39.70 mm	.80 mm	CM-30/17		CM-20/17	
ENGLISH						
1 Sovereign	22.0 mm	1.50 mm	CM-30/23		CM-20/18	
CANADIAN						
1/10 oz. Maple Leaf	16.0 mm	1.15 mm	CM-30/19	CM-10/19	CM-20/19	
1/4 oz. Maple Leaf	19.8 mm	1.70 mm	CM-30/19A		CM-20/19A	
1/2 oz. Maple Leaf	25.1 mm	2.25 mm	CM-30/20		CM-20/20	
1 oz. Maple Leaf	30.5 mm	2.75 mm	CM-30/21		CM-20/21	
CREDIT SUISSE COINS						
Credit Suisse 1 gr.				CM-10/39	CM-20/39	
Credit Suisse 2.5 gr.			CM-30/40	CM-10/40	CM-20/40	
Credit Suisse 5 gr.			CM-30/41	CM-10/41	CM-20/41	
Credit Suisse 1/4 oz.				CM-10/42	CM-20/42	
Credit Suisse 10 gr.			CM-30/43	CM-10/43		
Credit Suisse 1/2 oz.				CM-10/44	CM-20/44	
Credit Suisse 1 oz.			CM-30/45		CM-20/45	
CHINESE COINS						
1/10 oz. Panda	17.96 mm	1.02 mm	CM-30/35	CM-10/35		
1/20 oz. Panda	13.94 mm	1.14 mm		CM-10/34	CM-20/34	
1 oz. Panda	32.05 mm	2.07 mm				

Round Wire

Thickness in inches	Thickness in mm	14K Yell, 14K White & 14K Pink			18K Green & 18K White			PLATINUM		STERLING SILVER		Gauge
		dwt/foot	Soft	Hard	dwt/foot	Soft	Hard	dwt/foot	Plat.	dwt/foot	S/S	
.012	.35	.18	14KYS, 14KWS									
.015	.38	.25	14KYS, 14KWS									26
.018	.45	.50	14KYS									25
.020	.51	.52	14KYS, 14KWS	14KYH, 14KWH, 14KPH	.75	18KGS, 18KWS	18KGH, 18KWH	.85	PLAT.			24
.025	.64	.85	14KYS, 14KWS	14KYH, 14KWH, 14KPH	.95	18KGS, 18KWS	18KGH, 18KWH	1.32	PLAT.	.65	S/S	22
.030	.76	1.15	14KYS, 14KWS	14KYH, 14KWH, 14KPH	1.38	18KGS, 18KWS	18KGH, 18KWH	1.84	PLAT.	.90	S/S	20
.035	.89	1.55	14KYS, 14KWS	14KYH, 14KWH, 14KPH	1.90	18KGS, 18KWS	18KGH, 18KWH	2.50	PLAT.	1.20	S/S	19
.040	1.02	2.05	14KYS, 14KWS	14KYH, 14KWH, 14KPH	2.42	18KGS, 18KWS	18KGH, 18KWH	3.60	PLAT.	1.70	S/S	18
.045	1.14	2.66	14KYS, 14KWS	14KYH, 14KWH	3.25	18KGS, 18KWS	18KGH, 18KWH			2.00	S/S	17
.050	1.27	3.16	14KYS, 14KWS	14KYH, 14KWH	4.20	18KGS, 18KWS	18KGH, 18KWH	5.30	PLAT.	2.80	S/S	16
.060	1.52	4.45	14KYS, 14KWS	14KYH, 14KWH	5.50	18KGS, 18KWS	18KGH, 18KWH	7.90	PLAT.	3.75	S/S	15
.070	1.78	6.35	14KYS, 14KWS	14KYH, 14KWH	7.40	18KGS, 18KWS	18KGH, 18KWH					13
.080	2.03	8.05	14KYS, 14KWS	14KYH, 14KWH	10.40	18KGS, 18KWS	18KGH, 18KWH	13.45	PLAT.	6.25	S/S	12
.100	2.54	13.10	14KYS, 14KWS	14KYH, 14KWH	14.65	18KGS, 18KWS	18KGH, 18KWH			10.30	S/S	10
.120	3.05	19.20	14KYS, 14KWS	14KYH, 14KWH	22.55	18KGS, 18KWS	18KGH, 18KWH			14.50	S/S	8

THICKNESS CHART



Also available: SPRING HARD WIRE 12" Random Lengths






14K Yellow Gold		14K White Gold	18K Green Gold
.020	.033	.025	.025
.025	.035	.030	.030
.027	.040	.035	.035
.030	.050	.040	.040
		.050	






Plate

Thickness in inches	Thickness in mm	14K Yellow & 14K White			18K Yellow & 18K White			PLATINUM		STERLING SILVER		Gauge
		dwt/sq. in.	14KY	14KW	dwt/sq. in.	18KY	18KW	dwt/sq. in.	Plat.	dwt/foot	S/S	
.010	.25	1.40	14KYS, 14KYH									30
.015	.38	2.20	14KYS, 14KYH		2.20	18KYH						26
.020	.50	2.75	14KYS, 14KYH	14KWS, 14KWH	3.27	18KYH					S/S	24
.025	.63	3.45	14KYS, 14KYH	14KWS, 14KWH, 14KWSH	4.20	18KYH	18KWH	5.60	PLAT.	2.75	S/S	22
.030	.75	4.10	14KYS, 14KYH	14KWS, 14KWH	6.00	18KYH	18KWH			3.21	S/S	20
.035	.87	4.90	14KYS, 14KYH	14KWS, 14KWH	5.90	18KYH	18KWH	8.10	PLAT.			19
.040	1.00	5.50	14KYS, 14KYH	14KWS, 14KWH	6.30	18KYH	18KWH			4.40	S/S	18
.045	1.14	6.20	14KYS, 14KYH	14KWS, 14KWH								17
.050	1.25	6.90	14KYS, 14KYH	14KWS, 14KWH	8.28	18KYH	18KWH	11.25	PLAT.	5.40	S/S	16
.060	1.50	8.00	14KYS, 14KYH	14KWS, 14KWH	9.90	18KYH	18KWH	13.30	PLAT.	7.14	S/S	15
.080	2.00	11.00	14KYS, 14KYH	14KWS, 14KWH	13.32	18KYH	18KWH			8.90	S/S	12








Mill products in sizes not listed above are available by special order in minimum: wire 6 inches, Plate 1 square inch.

Tubing										
O.D.	I.D.	14K Yellow & 14K White			18K Yellow & 18K White		PLATINUM		STERLING SILVER	
		dwt/foot	14KY	14KW	dwt/foot	18KY	dwt/foot	Plat.	dwt/foot	S/S
.050	.030	2.30	14KYH	14KWH	2.55	18KYH	3.60	PLAT.	1.60	S/S
.060	.040	2.40	14KYH	14KWH	3.00	18KYH	4.70	PLAT.	2.06	S/S
.080	.050	6.30	14KYH	14KWH	7.50	18KYH	6.95	PLAT.	4.82	S/S
.100	.070	8.40	14KYH	14KWH	9.35	18KYH	12.00	PLAT.	6.68	S/S
.120	.090	10.00	14KYH	14KWH	11.75	18KYH	15.70	PLAT.	8.94	S/S
.160	.120	10.65	14KYH	14KWH	12.85	18KYH			8.92	S/S
.200	.160	14.90	14KYH	14KWH	16.80	18KYH			10.86	S/S
.240	.200	17.15	14KYH	14KWH	20.75	18KYH			14.18	S/S

Half Round Wire							
Thickness in inches	Thickness in mm	14K Yellow & 14K White			18K Yellow & 18K White		
		dwt/foot	14KY	14KW	dwt/foot	18KY	18KW
.080 x .040	2 x 1 	4.08	14KYS	14KWS	5.20	18KYS	18KWS
.120 x .060	3 x 1.5 	9.40	14KYS	14KWS	11.40	18KYS	18KWS
.140 x .060	3.5 x 1.5 	10.97	14KYS	14KWS	12.75	18KYS	18KWS
.160 x .080	4 x 2 	17.37	14KYS	14KWS	18.67	18KYS	18KWS
.200 x .100	5 x 2.5 	26.10	14KYS	14KWS	30.00	18KYS	18KWS

Flat Sizing Stock									
Thickness in inches	Thickness in mm	14K Yellow & 14K White			18K Yellow & 18K White			Platinum	
		dwt/foot	14KY	14KW	dwt/foot	18KY	18KW	dwt/foot	Plat.
.080 x .040	2 x 1 	5.00	14KYS	14KWS	6.10	18KYS	18KWS	8.70	PLAT.
.120 x .060	3 x 1.5 	11.14	14KYS	14KWS	13.12	18KYS	18KWS	19.30	PLAT.
.160 x .060	4 x 1.5 	15.66	14KYS	14KWS	18.30	18KYS	18KWS	25.45	PLAT.
.240 x .060	6 x 1.5 	23.44	14KYS	14KWS	27.06	18KYS	18KWS		
.240 x .080	6 x 2 	31.44	14KYS	14KWS	36.38	18KYS	18KWS	48.25	PLAT.

Channel Wire									
Thickness in inches	Thickness in mm	14K Yellow & 14K White			18K Yellow & 18K White			Platinum	
		dwt/foot	14KY	14KW	dwt/foot	18KY	18KWS	dwt/foot	PLAT.
.038	.97	.60	14KYS	14KWS	.80	18KYS	18KWS	1.50	PLAT.
.045	1.14	1.25	14KYS	14KWS	1.50	18KYS	18KWS	1.50	PLAT.
.060	1.52	1.40	14KYS	14KWS	1.60	18KYS	18KWS		
.085	2.16	2.35	14KYS	14KWS	2.65	18KYS			
.105	2.67	2.90	14KYS	14KWS	3.72	18KYS		10.0	PLAT

Square Wire											
Thickness in inches	Thickness in mm	14K Yellow & 14K White			18K Yellow & 18K White			PLATINUM		STERLING SILVER	
		dwt/foot	14KY	14KW	dwt/foot	18KY	18KW	dwt/foot	Plat.	dwt/foot	S/S
.025	.64 	1.03	14KYS								
.040	1.02 	2.55	14KYS	14KWS	3.00	18KYS					
.050	1.22 	4.10	14KYS	14KWS	4.80	18KYS	18KWS	6.50	PLAT.		
.060	1.52 	5.80	14KYS	14KWS	6.60	18KYS	18KWS	9.70	PLAT.		
.080	2.00 	10.60	14KYS	14KWS	12.00	18KYS	18KWS	15.00	PLAT.	8.04	S/S
.100	2.50 	16.55	14KYS	14KWS	19.25	18KYS	18KWS	27.10	PLAT.	12.60	S/S
.120	3.00 	23.25	14KYS	14KWS	27.15	18KYS	18KWS			18.12	S/S

Approximate mm Sizes for Various Shaped Diamonds

CARAT SIZE	Round	Oval	Pear	Marquise	Emerald	Square	Triangle	Heart	Tapered Baguette	Straight Baguette
.01	1.3								2 x 1 x .5	1.75 x 1
.02	1.6								2 x 1.5 x 1	2 x 1
.03	2.0								2.5 x 1 x .5	2.25 x 1.25
.04	2.2								3 x 1.5 x 1	2.5 x 1.5
.05	2.3			3 x 1.5					3.25 x 1.5 x 1	2.75 x 1.5
.06	2.5								3.25 x 1.75 x 1	3 x 1.5
.07	2.7		3.5 x 2.75						3.5 x 1.5 x 1.25	
.08									3.5 x 2 x 1.5	3 x 2
.10	3.0		3.75 x 2.75	4 x 2				3 x 3	4.5 x 2 x 1	3.25 x 2
.12	3.2								4.5 x 2 x 1.5	
.15	3.4		4 x 3.75	5 x 2.5			3.5 x 3.5	3.5 x 3.5	4.5 x 2.5 x 1.75	3.5 x 2.5
.18	3.5									
.20	3.8		4.5 x 3.75	5.5 x 3					5 x 2.5 x 1.75	5.0 x 2.0
.25	4.0	5 x 3	5 x 3	6 x 3	5 x 3	3.5 x 3.5	4 x 4	4 x 4	5 x 3 x 2	6 x 2
.30				6.5 x 3.5						
.35	4.5	5.5 x 3	5.5 x 3	7 x 3.5	5.5 x 3	4 x 4	4.5 x 4.5	4.5 x 4.5	5 x 3.5 x 2	6 x 2.5
.40	4.8						5 x 5			6 x 3
.50	5.0	6 x 4	6 x 4	8 x 4	6 x 4	4.5 x 4.5	5.5 x 5.5	5 x 5		
.60							6 x 6			
.65	5.6									
.75	5.9	7 x 5	7 x 5	9 x 4.5	6 x 4.5	5 x 5	6.5 x 6.5	5.5 x 5.5		
1.00	6.5	8 x 6	8 x 5	10 x 5	7 x 5	5.5 x 5.5	7 x 7	6 x 6		
1.25	7.0	8.5 x 6	9 x 5	11 x 5.5	8 x 6	6 x 6	7.5 x 7.5			
1.50	7.4	9 x 6	9 x 6	12 x 6	9 x 6	6.5 x 6.5	8 x 8	6.5 x 6.5		
1.75	7.8									
2.00	8.0	9 x 7	10 x 7	13 x 6.5	9 x 7	7 x 7	8.5 x 8.5	7 x 7		
2.25	8.5									
2.50	9.0	10 x 7	11.5 x 7.5	14 x 7	10 x 7	8 x 8	9 x 9	8 x 8		
3.00	9.4	11 x 8	12 x 8	15 x 7.5	11 x 9		10 x 10	9 x 9		
3.50	10.0	11 x 9	13 x 8	16 x 8	12 x 8	9 x 9	10.5 x 10.5	9.5 x 9.5		
4.00	10.5	12 x 9	14 x 8	17 x 8.5	12 x 9		11 x 11	10 x 10		
4.50	11.0	12 x 9.5	14.5 x 9			10 x 10		10.5 x 10.5		
5.00	12.0	12 x 10	15 x 9	18 x 9	13 x 9		11.5 x 11.5	11 x 11		

Fineness of Karat Gold

Karat	Decimal Equivalent	Percentage
6K	.25	25%
10K	.42	41.7%
12K	.50	50%
14K	.583 (.585)	58.3%
18K	.750	75%
22K	.92	91.6%

NOTES

NOTES

NOTES

NOTES

👑 *Crown Findings* 👑

CROWN FINDINGS CO., INC. | 44 WEST 47TH ST. | NEW YORK, NY 10036-2826
PHONE: 212-764-6470 | TOLL FREE: 800-782-2012 | FAX: 212-764-6493

